

# Section 4

## Electric

### BT 1984-on

### XL 1986-on

Advance Assembly .....	36
Alternator Kit .....	19-22
Battery Parts .....	52-57
Coils & Covers .....	14-18,32,37-40
Cycle Electric .....	20-21,30
Dyna S .....	37-39
Fuel Injection .....	41
Horns .....	7-10
Ignition Modules .....	34-40
Regulator & Parts .....	20-31
Rotors .....	23-25
S&S .....	32-33
Solenoid .....	42-43
Spark Plugs & Wires .....	11-14
Starter Parts .....	43-51
Stators .....	20,23-24,30-31
Switches .....	2-7
Wiring .....	57-62

# Switches



## Heavy Duty Electronic Ignition Switch

FL/FXWG/FXST (not FXDWG) Ignition switch has the smooth action and dependability of electronic switching (eliminates pole to bar contacts found in the old OEM switch). The late 6 pole terminal pattern is featured adaptable to all models 1936-93.

**5498** 71500-36A and 71501-73



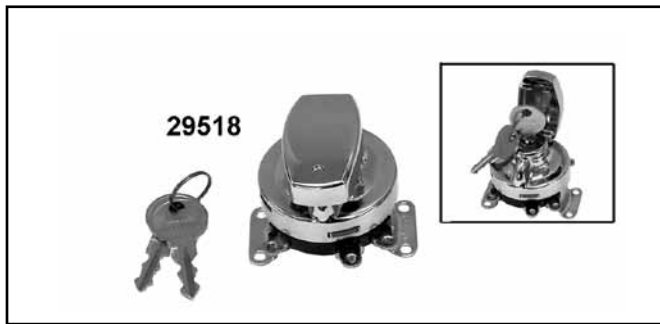
## FLH Ignition Switches

**PCP Type**  
**1383** 6 post for 1968-93 diecast dash (71501-73)

## Ignition Switch Covers

Custom ignition switches are designed to fit dash-mounted ignition switches on FXST 1984-95 and FL style 1968-86 with top forward hinged cover.

**PCP Design**  
**45124** Mirage



## FXST Side Flip Ignition Switch

Fits FXST 1996-on, FLHR 1994-on, FXDWG 1993-on. Switch accepts harness and is supplied with two keys. Replaces 71313-96.

**28230**



## Dash Label

Fits FXST switch name plate 1994-on.  
**73706** 71302-93

## Topline Ignition Switches

Sealed design with round keys, side hinge caps on FXST and FLHR 1996-on.

- PCP Description**
- 29518** Fits all FXST 1994-95. Front flip cap with flat keys (71501-94)
  - 29519** Fits FXST 1996-on. Side flip with round keys. Also FXDWG 1993-on, FLHR 1994-on (71313-96A)
  - 29522** Fits FL-FXST 1936-93. Front flip with flat keys. 6 Post. (71501-73A)

# Switches



## Barrel Key Ignition Switch

As shown, new style round keys for Sportster and Dyna late models.

- 29495** XL type 1994-08 (71441-94)
- 29496** FXD type 1990-00 (71421-90)



## FLT Ignition Switch and Housing

**PCP Description**

- 29524** Knob & keys 1993-02 (71536-93)
- 29526** Switch & housing 1993-02 (71526-93B)



## Key Switch Spacers

Spacers allow switch height to be adjusted when installing dash cover on FL type dash assemblies. (10 pack)

- 13598** Spacer .040"



## Chrome XL Ignition Switch Cover

This chrome plated ABS plastic piece is designed to replace the stock black ignition cover on XL models. Includes ignition switch decal.

- 61211** XL 2004-on (71527-04)
- 62028** XL 1995-03 (71514-98)

## Dyna-Touring Chrome Neutral Switch Cover

- 61071** Touring 1998-06, Dyna 1998-05 (33919-00)



## Circuit Breakers 1994-on

Stock replacements.

**PCP AMP Application**

- 17238** 15 1994-96 XL, FL, FX (74587-94)
- 28144** 10 1994-on XL (74588-94)
- 66403** 50 1994-on XL, FL, FX (74600-94)
- 28145** 40 1999-on FLT (74600-97A)
- 28146** 10 1999-on FLHS (74590-93)



## T/L Handlebar Front Brake Light Switch

Sold each

- 28460** Stop switch 1982-95 (71590-92)



## Remote Chrome Starter Button

Replaces end cover on 1991-06

BT, 1995-on XL. Allows starter to operate directly at the solenoid.

- 59143** Original style
- 59147** Pyramid style

# Switches



## Universal Switches

- 28280** On/Off toggle with leads & clamp
- 2246** Brake light with spring & clamp
- 28281** Dimmer/Horn combo
- 66400** Toggle switch, hazard, FLHS to 1988 (67843-70)
- 66401** FL-FLT + FLHS to 1988, FLSTC to 1988 spot light toggle switch (67844-70)
- 66402** Toggle switch, passing lamps FLHS 1989-on, FLSTC 1989-on (15 amp) (67858-89)

Note: (28281) includes wire & clamps for 1" handle bar, high and low beam position switch and horn push button.



## Hydraulic Brake Switches

Fits all BT models (except 1973 thru 1977 FX) 1971-07 and all XL models from 1979-03 (72023-51A).

- 5674** Accel, flag type 1971-07
- 28203** Preston, flag type



- | PCP         | Description  |
|-------------|--|
| <b>1156</b> | FX models 1978-85, XL 1978-93, FXR 1982-93 (71425-77)                                      |
| <b>804</b>  | 3-Way-left accessories, centre off, right accessories and ignition. Mounts thru 3/4" hole. |



## Round Key Ignition Switch

Each switch includes a round key set.

- | PCP          | Application               |
|--------------|---------------------------|
| <b>28245</b> | 1973-95 6-post contact    |
| <b>28246</b> | 1973-95 6-post electronic |



## Barrel Key Ignition Switch

Features new style round keys and two position activation with a positive indent to retain key in the off position. This switch fits FX 1975-85, FXR 1982-93, Dynas (not D/W/G) 1991-93 and Sportster's 1979-01.

- 28210** Start with lights on (71428-90A).
- 28211** Start with lights off

## Ignition Switch Cover

Fits 1982-94 FXR-FXRS.  
**44090** 94960-82



**XL Chrome Switch Cover 1988-93**  
**44063**

# Switches



## T/L Ignition Switch Load Eliminator

This wiring harness can eliminate excess loading of the ignition switch. Eliminator features a 15 amp max. fuse. It is important not to exceed the vehicle's maximum charging capacity. Fits FLHT, FLHR 1994-on and FLT 1998-on.  
**29138** 70656-99



## Vacuum Switch Assembly

PCP	Description
<b>66408</b>	1984-90 FXR (26557-83)
<b>66409</b>	1986-93 all XL, 1984-90 FXST (26558-84)
<b>66404</b>	1985-89 FLT (26555-84)
<b>66405</b>	1990 only all FLT (26555-90)
<b>66406</b>	1991-93 all FLT (26555-91)
<b>66407</b>	1994-98 all FLT, FLHT (not injected) (26555-94)
<b>66411</b>	1991-95 all FXST, Dyna, FXR (26566-91)
<b>66410</b>	1994-03 XL (26558-94A)
<b>66415</b>	1996-99 FXST (26566-96)
<b>66416</b>	1996-98 Dyna (26569-98)



## Skull Side Hinge Switch 1996-on FXST

Chrome electronic side hinge switch features a skull motif and round keys.  
**59935**



## Electronic Side Hinge Switch and Bracket

Includes billet mount and a 1996-on FXST switch.

- 59936** Switch kit
- 28338** Switch harness
- 28230** Switch only



## Hi-Low Beam Switch Relay

Will allow the Hi-Low beam to be switched from one beam to another using one wire momentary horn type button.  
**28434**



## Mini Chrome Push Button Switch

Two wire type for starter. Requires starter relay.  
**28433**

## Start Boost Relay

Will reduce 12v voltage drop in single fire ignition applications during cranking. Will allow full battery voltage to the module and coil.  
**17284**



## Relay Plug Connector

Wire connector fits 1/4" relay plugs.  
**17221** (9937) (10 pack)

# Switches



## Oil Pressure Switch

USA-made oil pressure switches with precision calibrated heavy duty contacts, plastic insulator and a bright finish.

PCP	Fits
5671	XL 1977-92 (26554-77)
5672	BT Evo 1984-99 and Dyna 1991-98 (26561-84)
28143	TC88 1550cc 2000-08 (26561-99)



## Neutral Switches

OEM type replaces the following on FLH-FX models 1959-up.

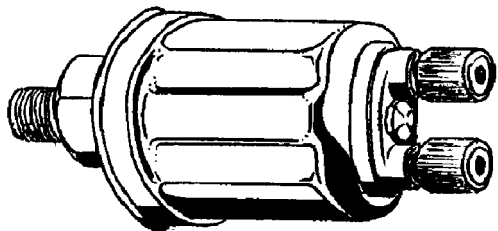
PCP	Type	Application	Speed
289	Stud	1979-98 (33900-59)	5
28142	Blade	1998-99 all BT (33902-98)	5
28249		2000-05 all BT (33904-00A)	5
17285		2006-on BT (33926-06A)	6



## Pingel Billet Alloy Button Switch

Billet alloy case has a 1" I.D. hole.


17250



## FLT Oil Sender Unit 1987-on

Chrome plated unit replaces 74406-87.

28108



## Starter Relay 2000-09

62024 FXST & Dyna  
31522-00C



## Starter Relay 1979-99

Relay with diode for 1979-99 using a plastic square bodied 'plug' style relay.

62021 31504-91B



## Flashers

For turn indicator lights. 74" and XL

PCP	Item
28003	12 Volt 1965-88 (rectangular) (68543-64A)

Hazard flasher for four flashing lights.

28004 12 Volt (round) (68543-64A)



## Universal Circuit Breaker

Breakers are available in 15 or 30 amp units with #10-32 connector studs, 3/16" mounting holes, automatic reset, and built-in mounting bracket.

17219 15 amp

17220 30 amp

# Switches



## T/L Turn Signal Switch 2000-on

29141 Left (71685-06)  
29142 Right (71683-06A)



3394

1916

## Chrome Key Switch Plate Mounts

Universally mounts anywhere.

2247 Key switch plate (3/4" hole)

Locates switch on transmission cover forward of kicker arm.

1293 Key switch plate (3/4" hole)

## Chrome Ignition Switch Cover

Fits XL-XLH 1972-on and replaces 71510-72A. Sportster® models from 1972-87.

3394 Ignition switch cover

## Stock FXE Key Switch Mount Bracket

Replaces OEM 69024-77. Stock on all 1977-on twins.

1916



## Handlebar Switch Socket Plug

1996-on  
10432 Sold each (72116-94BK)



61210

## Chrome XL Horn Bracket 2004

This polished and chromed bracket includes chrome hardware to mount to 2004 XL 1200C models.

61210 T/L (69066-04)

27385 V-Twin, as above

# Horns



## T/L Softail High Output Horn Kit 2000-on

Slotted, chrome plated horn kit adds a second horn using the included wiring harness and installation hardware. Cover features a stylish bar and shield accent. Fits 2000-on Softail models except FXSTS and FLSTS.

29517 69180-02A



## Chrome 12 Volt Universal Horn

Horn features round chrome face and a 1 hole rear tab for universal mounting.

59272



## Chrome Horn Cover with Wings

Beautiful chrome plated horn cover features side extensions and mounts to stock horn cover bracket.

64259 1993-on All models with side mount horn (69167-02)

# Horns



## Chrome FXST Trumpet Horn Kit

This chrome trumpet horn kit was specifically designed to meet the demand for a horn that fits Softail® models 1984-99. This show-chromed kit doesn't require you to change your stock air cleaner or exhaust system. It looks great when installed with our belt guard (45600). Comes complete with detailed instructions.

**28400** Chrome trumpet horn kit



## XL 883 Horn Kit

Bolt on the classic style of this traditional horn. Kit includes all parts necessary for installation. XL-883 models.

PCP	Year
<b>66003</b>	1992-on 883, 1200/L/R (69112-95D)



## XL 883 Horn 1986-93

Fits 1986-93 XL's.

**28402** Complete horn



## Springer Type Electric Horn

This vintage electric horn with chrome grill can be used on any 12 volt application. Universal 2-hole mounting bracket.

PCP	Item
<b>28403</b>	12 volt (69005-85T)
<b>2174</b>	12 volt T/L with wings (69005-85T)



## FXSTS Horn Kit

Replaces 69036-88A for 1988-on models. Includes brackets, horns and wiring. (Not FLSTS)

**29515** Kit  
**29543** T/L, as above



## Chrome 12 Volt Early Style Horn

**28404** Universal mount 4-3/4" diameter horn



# Horns



## T/L Chrome Bell Shaped Horn Cover

Chromed horn cover easily mounts to stock horn bracket and features a black inset with engraved emblem. Fits all 1993-on models with side mounted horn.

**64306** 69166-01A



## Revolution Replacement Horns - 12 Volt

Mount to stock brackets. Available in black ONLY.

PCP	Fits
<b>66100</b>	FXR 1982-86 (69000-76A) (horn cover #2272)
<b>66101</b>	FXR 1984-90 (69007-84)
<b>66102</b>	FLT 1980-90, FXST 1984-90, FXWG 1980-on (69016-76A) (horn cover #5138)
<b>66103</b>	XL 883 1986-90 (69043-83A)
<b>66107</b>	XL 883 1991-95 (69043-91C)
<b>66108</b>	XL 883 and 1200C/L/R 1996-on (69043-96B)
<b>66105</b>	1991-on All FLT, FXR, FXST, XL1200C 1993-on (69060-90E) (horn cover #66111)
<b>66109*</b>	High note kit XL 1986-98 (69182-01)

\*Note: To use on 1986-91, horn cover #66111 must be purchased.



## Universal Horns

Horns feature chrome faces and a rear tab for easy mounting.

**28216** 12 Volt, 2 hole mounting tab

**28217** 12 Volt, 1 hole mounting tab



## T/L XL High Output Horns

This horn comes with a custom wiring harness that allows the easy installation of a second horn on Sportster models.

**PCP** **Application**

**66123** 2004 XL1200C (69178-04)

**66120** 1996-03 XL 1200, 1200 Custom (69178-02)



## Replacement Horn Covers

Chrome plated replacement Horn Covers

PCP	Fits
<b>5138</b>	FXST 1984-90 (69017-76)
<b>66110</b>	FLT 1991-92, XL 1986-92, FXST 1991-92 (69012-86A)
<b>66111</b>	FLT & Softails (not Dyna) 1993-99, XL 1200C 1993-09 (69012-93A)
<b>5137</b>	XL 1986-87 single tab type



## Skull Horn Cover

Fits all BT models 1993-on.

**45576**

# Horns



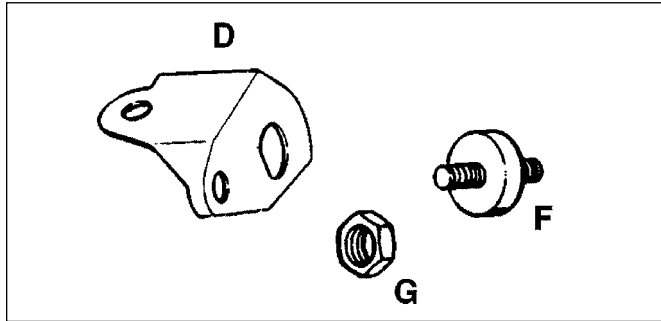
## Chrome Mini Horn

Horn is 65mm in diameter and has a single tab mount.  
**59054** 12 Volt



## Replica Horn Kit

Fits 1991-on FXST, FLT, FXD.  
**66125**



## Horn Mounting Bracket

Chrome horn bracket to replace stock black type bracket. Horn not included.  
**27183** FXST 1991-on (69120-91)  
**27182** FXST 1984-90 (69118-84)



## XL Ignition & Horn Brackets

Chrome except where noted.

PCP	Years	Application
<b>3394</b>	1972-87	(D) Switch cover (71510-72A)
<b>44063</b>	1988-93	(D) XL switch cover (71510-88)
<b>23026</b>	1965-on	(F) Iso mount (69125-65)
<b>12598</b>		(G) Nut (5 pack) (69149-65)



## Horn Mount Bracket

Replaces 69006-82 on 1982-94 FXR-FXE models.  
**27332** Bracket  
**23067** Well nut



## Iso-Mount Chrome Cover

Covers black 1/4" Iso rubber studs.  
**44069** Pair



## 12 Volt Horn with 4" O.D.



## Horn Mount Nut

Mounts stock horns.

PCP	Application
<b>12598</b>	1965-90 BT (69149-65)
<b>12649</b>	1991-on BT (7495)
<b>12633</b>	1991-on Speed nut (8108)



## Electric Universal Mount Horn

Early style 12 volt electric horn features a chrome grill and a universal mount for greater versatility. 4-3/4" Diameter.  
**28403**

# Spark Plugs



## Lightning Bug Spark Ends

Fits all Harley® spark plugs with screw terminal fittings only. Cover ends show your “spark” through your choice of three different tinted lenses. Neon-gas filled, glow as strobe lights.

PCP	Sold Each	PCP	Sold Pairs
1897	Red tint	28312	Red tint
1883	Amber tint	28313	Amber tint
1886	Blue tint	28314	Blue tint

**Note:** These spark plug caps are for use with point-type ignitions ONLY.



## Lazer Nodes

For standard or electronic ignition; simply cut wire and install! Sold in pairs.

PCP	Colour
45269	Red
45270	Blue



45275



45276

## Fire Domes

Slip over spark plugs and have a chrome finish. Sold in pairs.

PCP	Description
45275	BT
45276	Evo XL 1985-on



## Accel 14mm Spark Plug Indexer

This index tool for 14mm spark plugs allows the engine builder to specify the location of the ground electrode for maximum flame front generation. Tool is knurled for easy hand held operation or can be mounted in a vise. Made from billet aluminum with a gold anodized finish with increment labels for accurate alignment. Use #25283, soft copper spark plug index washers for proper alignment of the ground electrode and to adjust plug to piston clearance. USA made.

26125	Indexer
25283	Washer (30 pack assortment)



## Champion Spark Plugs (Master List)


Features include a wider-base insulator which provides an easier path to speed the transfer of heat and a longer insulator nose containing a centre electrode of pure copper inside of chrome-nickel to transfer heat between firings and help resist fouling.

## Champion Plug Applications

PCP	Engine Size	Model	Pkg Qty	Champ. #
5144	1340cc	Twin Cam 88 1999-on	4	RA8HC
5140	1340cc	All Evolution® 1984-on	4	RN12YC
5144	1200cc	All Evolution® 1988-on	4	RA8HC
5144	1100cc	All Evolution® 1986-87	4	RA8HC
5144	883cc	All Evolution® 1986-on	4	RA8HC

## Champion Plug Cross Reference

PC#	Champion #	Accel® #	H-D® #
5143	H8	2402	4
5141	RN13LYC	2417	5RL
5142	RJ12YC	2401	3-4
5143	H8	2403A	5A6A
5144	RA8HC	2418	6R12
5140	RN12YC	2410A	5R6A
5145	RL82YC	2413	4R5
5146	D16	—	3



## Wire and Hose Clamps

Die-cast with chrome or an alloy finish. Ignition type uses 1/4" allen screw (not included) for installation.

27532	Chrome, spark plug wire (pair) (7 mm)
27533	Alloy, spark plug wire ( pair) (7mm)
27614	Chrome, spark plug wire (8mm)
27615	Alloy, spark plug wire (8 mm)
27530	Chrome, ignition wire, small (each) (point)
27531	Chrome, ignition wire, electronic (each)



45263

## Scorpions Spark Plug/Head Bolt Covers

Feature a silicone rubber seal which holds the cover securely on the BT spark plug. Vents help dissipate heat efficiently. Fits XL and BT Evo motors.

45263

# Spark Plugs



## Accel® U-Groove Spark Plugs

The unique U-Groove design provides a larger spark for more complete combustion, faster starts, improved performance and reduced fouling. A heavy duty insulator and five rib construction give ACCEL® spark plugs superior strength and thermal conductivity. The copper core centre electrode supplies greater heat dissipation and provides a wider heat range to achieve reduced fouling. Sold in package of 2.

### 1340cc Engine

PCP	Model	Accel
5656	Twin Cam 88 1999-on	2418
5653	All Evo 1984-99	2410A

### 1200cc Engine

5656	All Evo 1988-06, XLH	2418
------	----------------------	------

### 1100cc Engine

5656	All Evo 1986-87	2418
------	-----------------	------

### 883cc Engine

5656	All Evo 1986-06	2418
------	-----------------	------

## Accel® Spark Plug Reference

PC #	Accel #	Champion #	H-D #
5650	2401	J12YC	3-4
28081	2401A	J18YC	—
28083	2402A	H10C	5
5652	2403A	N12YC	5A6A
5653	2410A	RN12YC	5R6A
28086	2412	N7YC	6R7
5654	2413	RL82YC	4R5
5655	2417	RN13LYC,RN14LY	5RL



## Chrome Head and Spark Plug Cover 1986-99

Fits 1986-99 evolution models. Covers are held in place by supplied rubber inserts.

59703



## Accel Platinum Spark Plugs

The premium quality, platinum tip is more durable than standard plug material so the spark plug will maintain the proper gap much longer than ordinary plugs. The proper spark plug gap requires less voltage to fire so you will have fewer misfires for long periods of use.

PCP	Engine	Model	Accel
28074	1340 Evo	1984-99 FL, FX (w/electronic)	Y2410P
28078	883, 1100, 1200 Evo Twin Cam 88	1986-06 XLH 1999-on TC	Y2418P



## Plug Domes

Now your machine can have chrome spark plugs. Just slide them on over your plugs and you've got the look of chrome. These domes are held firmly in place with specially-designed black silicone seals and your spark plug boots. Sold in pairs.

**45350** Fits all Harley-Davidson® motors (except Evolution® Sportster®) with 13/16" hex spark plugs

**45351** Fit all EVO® Sportster® motors with 11/16" hex spark plugs

**Note:** Will not fit Accel #2418 spark plugs with 18mm hex (PC # 5656)



## Accel® Neon Plug Wire Kits

These kits feature 8mm suppression core wire with matching spark plug boots in your choice of neon colours. Kits include a sufficient amount of wire for most universal applications with 90° plug boots already attached, copper crimp-on connectors and black rubber coil boots.

**28021** Radical red

**28025** Royal blue

# Spark Plug Wires



**Accel 300+ Ignition Wires**  
300+ Race wires provide the peak ignition output you need for race winning or maximum street performance. The extra thick 8.8mm silicone jacket and insulation eliminate electrical "leakage" or RFI interference that interrupts control modules. The Ferro-Spiral core material delivers maximum spark energy to the spark plugs.



**Accel Ignition Wires**  
Ready to fit 8.8mm wires provide improved performance. For street or race track use. Extra thick silicone jacket covers a strong fibreglass braid enclosed layer of premium silicone. All of this covers our high capacity conductors-either stainless steel/silver-plated copper combination or graphite RFI suppression for use with electronic ignition to prevent damage to the control module.



**Accel S/S Ferro-Spiral Core Ignition Wires-For EFI**  
Same great features as the 300+ with the addition of an extra thick 8mm silicone jacket which insulates against electrical leakage or RFI interference. This is especially useful on Twin Cams using "Delphi" fuel injection systems. S/S Wires can deliver up to 5x more peak energy than stock wire sets, and can do it even at over 500°F. Wires can be used on EFI or carb models.



**Accel Armour Shield Wires**  
Accel offers custom-fit Armour Shield silicone wire sets in 8mm blue graphite suppression core. Each set features premium silicone wire, heavy duty silicone boots, and our Armour Shield braid with nickel plated ferrules. These wire sets give a custom "metallic look" and are an excellent addition to braided lines and cables. Complete with installation instructions and grounding kit.

Accel Custom Fit Wire Sets						
Year	Model	300+ Black	Yellow 8.8	Black 8.8	Armour Shield	8.0 S/S Ferro-Spiral
1984-90	FXST	28027	5632	28011	28054	
1991-99	FXST	28032	28019	28008		
2000-08	FXST with carb	28038				
2000-10	FXST carb or EFI					28275
1985-86	FXWG	28027	5632	28011	28054	
1985	FXEF, FXSB	28027	5632	28011	28054	
1982-94	FXR, FXRS, FXRT	28029	5636	28015	28059	
1985-90	FLT, FLHT	28033		28009		
1991-98	FLT, FLHT	28033		28009		
1999-08	FLH, FLT Dresser with carb	28036				
1999-08	Touring carb or EFI					28274
1994-98	FLHR	28034				
1991-98	DYNA	28027	5632	28011	28054	
1999-05	FXD carb only	28035				
1999-10	FXD carb or EFI					28273
1986-06	XL (not 1200S)	28031	5638	28017	28064	
1999-03	XL Sport with Twin (4 plug)	28037				
2004-06	XL Sport					28274

Accel Recommendations: Choose the wire type that fits your application for the best performance. Copper core wire for points type ignition. Suppression core wire for touring bikes with electronic ignition and AM/FM or CB radio. 300+ Core for either points type or bikes with electronic ignition and AM/FM or CB radio.



## Accel® Universal Spark Plug Wire Kit

Included are two 90° plug boots, two coil boots and a length of Accel's 8.8mm wire which has two 180° plug boots. Included are all of the necessary crimp-on connectors and two pieces of heat-shrink tubing.

**28040** Stainless steel (yellow)

**28042** Suppression core (black)

**28044** Suppression core (black) for dual plug heads

# Wires & Coil Kits





28269

## Accel Thundersport 5mm Ignition Wire

These wires are half the diameter of stock wires and extremely flexible making them easy to run through cylinder heads, rocker covers, and frame tubes, for a totally hidden look. These wires have a high gloss 5mm silicone jacket rated for over 550 degrees Fahrenheit and 60KV. 150 ohms per foot ferro-spiral wound alloy conductor delivers super performance. Wires come in four colours and include two 5 foot leads with finished 90 degree spark plug ends. Installation is as easy as running the lines, cutting off the excess and following the instructions to terminate the straight coil boot. We recommend using Accel's 300+ Crimp tool to make the job even easier.

PCP	Colour
28266	Black
28267	Yellow
28268	Red
28269	Blue
28270	300+ Crimp tool



## Top Motor Mount w/Integral Coil Mount


Chrome mount provides a coil mounting that is up and behind the normal top motor mount. Mounts coil between cylinders for use with coils with central terminals. Mounts coil style shown. For Twin Cam and most Evo coil applications, spacing may be required.

PCP	For Motors
59863	80-100"
59864	101" and up
59865	Coil

## Clear Timing Plugs

Available as long optically clear type or as the standard, short version (with or without internal hex). Each.

PCP	Type
73653	Long
73654	Short, hex type
626	Standard type



## Accel Universal Super Coil Kit

Higher than stock output can be used on either point or electric ignitions. Kit includes mounting brackets and 8.8mm suppression core wire.

28094	1978-99 (electronic) 3.0 OHM resistance primary side
-------	---



## V-Tech Single Fire Coil 2.4 OHM (not EFI or TC)

Gives 1 spark for each cylinder as fired and will mount to stock bracket and accept stock coil cover.

59123	Single fire
28389	Dual fire

## Weld On FXST Coil Mount

59208	Kit
73525	Nut strip only



# Coils & Brackets



## FXST Chrome Billet Top Motor Mount 1984-99

Order related brackets separately.

**PCP**    **Item**

- 59358**    Top mount
- 59359**    Coil mount
- 59368**    Dual single fire coil mount with key hole



## Accel Single Fire Super Coil 1936-99

This single fire super coil bolts on with no modifications and offers a 3.0 primary resistance. For use on all HD with single fire systems.

- 28095**    Yellow
- 28133**    Black



## 2.3 Ohms Accel Dual Fire Super Coil

Designed to deliver the maximum amount of spark energy, faster rise times and 45 % higher voltage to the plugs than OEM coils. Will mount in most stock locations and will fit under most OEM and aftermarket covers. Fits 1980-on models with electronic ignitions.

- 5691**    Yellow
- 28068**    Black

**Note:** These coils may not be used with #6820 or #6821 Antique style coil covers due to interference problems.



## Accel Twin Cam Super Coils

Features faster rise time, higher voltage and maximum spark energy to the spark plug. Fits in OEM location.

PCP	Fit	Fuel	Resistance
<b>28271</b>	TC 1999-06 (except FLH) XL 2004-06	Carb	0.5 Ohms
<b>28272</b>	Touring 2002-07	Injected	0.5 Ohms



## Late Style Softail Ignition Coil 2000-06

**28499** Carb models (31655-99)

# Coils



## 12V High Performance Ignition Coils

Andrews Super Volt Coils deliver 30,000+ volts. Red coils fits 1985-99 engines. All of these coils will produce more voltage than stock coils.

### PCP Description

**237240** 1985-99 Red 2.8 OHMS (electronic) (31614-83A)



## Molded 12 Volt Coils

Replacement coils for L1983-99 12 volt applications. Engineered to the exact same specifications as the original equipment parts they replace.

**28252** L1983-99 electronic ignition (31614-83A)

**29419**



**29420**



## 12 Volt Stock Black Ignition Coils (Carb)

Quality replacement coils fit stock brackets.

### PCP Application

**29419** 1984-99 All BT, all XL (single cam) (31614-83A)

**29420** 2000-06 Dyna, Softail and XL and 2002-06 FLT (carb) (31655-99)

**28499** Preston, as above

**29421** 2000-01 FLHT/C, FLHR (carb) (31639-99)

**Note:** PCP 29419 is for 1983-on side terminal type.



## Topline Evolution Performance Coils


40,000+ volt coils have a quick rise time in high RPM and high compression performance applications. Fits all 1983-on Evo 1340 models w. electronic ignitions except EFI and 1998-on XL 1200S. (31653-97)

**66118** Black



## TC Coil for EFI Models 2002-06

**29436** Softail 2002-06 and Touring 2002-07 (31743-01)



## 45 KV Single Fire Coil Kit

Includes coil cover to fit 1984-99 FXST models.

**28825**



## Topline Single Fire Coil

High output single fire coils produce 30,000 volts per tower and 3 ohm resistance provides the spark for race applications only. Kit includes necessary wiring harness. Fits 1984-on carbureted Evo 1340 and Evo XL models equipped with Screamin' Eagle Selectable Curve Racing Ignition Modules (except FLT, FXR and XL 1200S).

**66119** Black (31746-98A)



# Coil Covers



## Chrome Coil Covers

Covers fit FL, FX, FXST1965-99.


- 45070** Ribbed Panhead style
- 45071** Embossed skull
- 45528** Skull & Cross Bones BT 1965-on



## S/E Single Fire Coil Cover

Chrome cover fits over Screamin' Eagle single fire coils. For race applications only.

- 66112** Fits 1984-98 Evo 1340 Dyna (31761-98)
- 66113** Fits 1984-99 Evo 1340 Softail (31762-98A)



## Chrome Nostalgic Coil Covers

These "antique style" coil covers are fashioned after the covers used in the mid-1940's.

- 6821** FXST-FLST 1984-99


**Note:** These coils may not be used with Accel Super coils due to clearance problems.



## Coil Cover for FXR

Chrome coil cover fits FXR 1982-94 models.

- 2426** 31625-82T



## Chrome Coil Covers

Coil covers available in four styles. Fit all 4-speed Big Twin and Softail® models from 1965-on.

PCP	Description
<b>1221</b>	Louvered BT 1965-on (31610-83T)
<b>915</b>	Plain BT 1965-on (31606-65)
<b>45127</b>	Eagle Spirit, chrome
<b>45458</b>	Smooth 2000-06 FXST (31606-00)
<b>45529</b>	Smooth 2007-on FXST (31772-07)
<b>45472</b>	1999-03 FXD with carb (31644-99)
<b>45474</b>	2004-08 FXD with EFI (31640-04)



## Coil Covers

PCP	Description
<b>44094</b>	2004-06 Chrome
<b>44041</b>	1983-03 Chrome
<b>44071*</b>	1985-03 Chrome
<b>2988*</b>	1985-03 S/S

\*Note: held on by double-sided tape



# Coil Covers



## T/L Dyna Chrome Coil Cover

Coil cover features hidden mounting hardware.

**64231** 1999-03 (31737-99)

**64295** 2004-05 Carbureted (31705-04)

**64296** 2004-on Fuel injected (31709-04)



## T/L Softail Chrome Coil Cover wEmblem- Carb

Decorative chrome cover features an open face design with bar and shield emblem and includes all mounting hardware. Fits carbureted 2000-06 Softail models and 1999-03 Dyna models (not EFI models).

**64299** 74615-01



## FXR Chrome Finned Coil Cover 1982-94

**45199**



## Chrome Tear Drop Coil Cover

Fits top motor mounts with 2 holes. Co-ordinates with tear drop air cleaners.

**59294**



## XL Chrome Coil Bracket Kits

**1302** 1971-94 (31723-71A & 31727-72)

**73514** 1995-on

**73520** 2000-on



# Charging System



## Volt Tech 38 Amp 3 Phase Alternator Kit

Features sealed rotor, stator regulator and bracket.

**PCP**    **Year**  
**59352**    2000-06 FXST



## Volt Tech Alternator Kits BT 1970-99

Kit includes stator, rotor with stainless liner that seals magnets in place, black regulator and mount kit.

**28514**    22 Amp BT 1970-80  
**28515**    32 Amp BT 1970-80 Update, FLT 1984-88, BT 1989-99



## Volt Tech 38 Amp Charging Kit 1970-99 FXST and FX

Includes chrome regulator, 3 phase stator and sealed rotor. Spacers may be required on some applications.

**21788**

## Volt Tech XL Charging System 1984-90

Features vibration proof magnet construction where magnets are held in place by a stainless steel non-magnetic insert.

Includes stator and chrome regulator.

**59138**    36791-84



## Volt-Tech XL 1991-on Charging System

Complete kits include rotor, stator, regulator, and all the hardware necessary for a complete installation.

PCP	Teeth	Years
<b>59139</b>	35	1991-93
<b>59140</b>	35	1994-03
<b>21734</b>	38	2004-08
<b>21783</b>	34	2004-08

# Charging Systems



## Cycle Electric Three Phase Charging Kits

These three phase charging kits deliver more power out of a smaller stator. This means we can put a 38amp system on any 1970-on BT and any 1985-on Sportster. They deliver 17 amps at 1000 RPM, which is an increase of 10 amps from the old 32 amp system. The 38 amp regulator is larger and may need a custom mounting bracket on Shovelheads.

### PCP Fitment Notes:

- 28913** Will fit 1984-98 Evo FLH, FLT and FXR models. An excellent choice for Dressers to keep the volt meter from taking a dive at an idle and keep the blinkers flashing at stop lights.
- 28914** Will fit 1991-98 FXD Dyna and 1984-99 FXS Softail.
- 28918** Will fit 1991-06 Sportsters.
- 28915** Direct replacement for the stock system on 2001-06 Softail
- 28916** Direct replacement for the stock system on 2004-05 Dyna
- 28917** Use to upgrade 2000 Softail to 3 phase.

Kit	Application	Stock Replacement	Stator	Rotor	Regulator	Amps 1000 RPM	Amps 2500 RPM
<b>28900</b>	1981-88 all BT (not Softail)	1981-88 BT	<b>28933</b>	<b>66321</b>	<b>28951</b>	14	20
<b>28901</b>	1989-98 BT (1984-88 w/shim kit)	1989-98 BT (not FXST)	<b>28934</b>	<b>66321</b>	<b>28958</b>	14	29
<b>28902</b>	1989-99 Softail (1984-88 w/shim kit)	Battery in horseshoe oil tank	<b>28934</b>	<b>66321</b>	<b>28959</b>	14	29
<b>28903</b>	1999-03 Dyna	1999-03 Dyna	<b>28935</b>	<b>66321</b>	<b>28960</b>	14	29
<b>28919</b>	1999-03 Dyna upgrade to 3 phase		<b>28941</b>	<b>66321</b>	<b>28975</b>		
<b>28904</b>	2000 Softail	2000 Softail	<b>28935</b>	<b>66321</b>	<b>28961</b>	14	29
<b>28905</b>	1989-96 Carbureted FLH, FLT		<b>28936</b>	<b>66350</b>	<b>28962</b>	16	38
<b>28906</b>	1997-98 Carbureted FLH, FLT	1997-98 Carb. FLH, FLT	<b>28937</b>	<b>66350</b>	<b>28963</b>	16	38
<b>28907</b>	1999-03 Carbureted FLH, FLT	2002-03 Carb. FLT, FLH	<b>28939</b>	<b>66350</b>	<b>28964</b>	16	38
<b>28908</b>	2004-05 Carbureted FLH, FLT	2004-05 Carb. FLH, FLT		<b>66350</b>	<b>28965</b>	16	48
<b>28909</b>	1989-96 Injected FLH, FLT		<b>28936</b>	<b>67661</b>	<b>28962</b>	30	45
<b>28910</b>	1997-98 Injected FLH, FLT	1997-98 Inj. FLH, FLT	<b>28937</b>	<b>67661</b>	<b>28963</b>	30	45
<b>28911</b>	1999-03 Injected FLH, FLT	2002-03 Inj. FLH, FLT	<b>28939</b>	<b>67661</b>	<b>28964</b>	30	45
<b>28912</b>	2004-05 Injected FLH-FLT	2004-05 Inj. FLH-FLT		<b>67661</b>	<b>28965</b>	30	45
<b>28913</b>	1984-98 All FLH, FLT, FXR		<b>28941</b>	<b>66321</b>	<b>28974</b>	17	38
<b>28914</b>	1991-98 FXD Dyna 1984-99 FXS Softail		<b>28941</b>	<b>66321</b>	<b>28975</b>	17	38
<b>28915</b>	2001-06 All FXS Softail	2001-06 All FXS Softail	<b>28940</b>	<b>66350</b>	<b>28970</b>	20	38
<b>28916</b>	2004-05 All FXD Dyna	2004-05 All FXD Dyna	<b>28940</b>	<b>66350</b>	<b>28971</b>	20	38
<b>28917</b>	2000 Softail upgrade to 3 Phase		<b>28940</b>	<b>66321</b>	<b>28971</b>	17	38
<b>28918</b>	1991-03 Sportster				<b>28976</b>	17	38

Except for those kits listed for stock replacement, all others are for servicing that kit only.

### Cycle Electric 2010 Warranty

All Cycle Electric Inc. products are guaranteed for two years. Any Cycle Electric Inc. product found to be defective within two years of the original purchase date should be returned freight paid to 8734 Dayton Greenville Pike, Brookville OH 45309. Cycle Electric will repair or replace it.

# Charging System



## Accel Complete 32 Amp Charging System Kit

32 Amp kit for 1991-99 Evo Big Twin Softail and Dyna models except EFI models. Heavy-duty rotor features and super thick hub and splines to eliminate cracks and magnets which are completely enclosed in stainless steel. The stator is precision wound with premium copper to offer long life and high output. Kit also includes chrome regulator.

**28532**



## Accel Complete 3 Phase Charging System Kit

38 Amp kit for 2001-06 Twin Cam Softails. Kit features a rugged rotor with premium quality magnets, chrome plated regulator and a precision wound copper stator to ensure long life and high output.

**28533**



## 80 Series 50 Amp Three Phase Kits

The 80 series kits produce 32 amps@1000 RPM and 50 amps @2500 RPM. They are available to cover 1989-on Big Twins. These kits offer an incredible increase in charging power when upgrading from a 32 or 38 amp system and better durability and dependability than the stock 48 amp system.

### PCP Application

PCP	Application
<b>28990</b>	1989-98 Evo FLH-FLT & FXR to 50 amp 3 phase
<b>28991</b>	2006-07 Dyna (direct stock replacement for 2007)
<b>28992</b>	2007 Softail direct stock replacement
<b>28993</b>	1999-03 FLH-FLT to 50 amp 3 phase
<b>28994</b>	2004-05 FLH-FLT to 50 amp 3 phase
<b>28995</b>	2006 FLH-FLT direct stock replacement
<b>28996</b>	2007-08 FLH-FLT direct stock replacement
<b>28997</b>	2008-09 Dyna direct stock replacement
<b>28998</b>	2008-09 Softail direct stock replacement



## Cycle Electric Regulator.

### PCP Application

PCP	Application
<b>28978</b>	FXST 2007
<b>28979</b>	Dyna 2006-07
<b>28980</b>	XL 1994-03
<b>28981</b>	XL 2004-06

# Topline Big Twin



## 2006 Touring Alternator and Regulator

PCP	Application
10448	Anchor clip (10132) (10 pack)
29803	Spacer (24009-06)
66423	Rotor assembly, 3 phase (29943-06)
66422	Stator assembly, 3 phase (29987-06A)
10438	2-Way socket housing (72082-02)
10439	2-Way pin housing (72083-02)
10440	Seal, cable (72084-02) (10 pack)
10441	Terminal socket, #10 gauge (72085-02) (10 pack)
10442	Terminal pin (72086-02) (10 pack)
10443	Socket housing (black) (72183-01)
10444	Socket terminal #10-12 gauge (72197-94)
10445	Secondary lock connector (72237-02)
10446	Terminal, 1/4" w/internal star, #10-12 gauge (72242-94)
66421	Voltage regulator assembly (74505-06)



## T/L Chrome Regulator

Regulators feature a chrome finish for models listed.

PCP	Application
66385	2002-03 Touring models (74622-02)
66388	2004-05 Touring models (74622-04)
66399	2006-08 Touring models (74622-06)
66382	1996-99 Softail, 1996-98 Dyna, 1996 FLT, FLHT/R (except fuel injected models) and 1989-95 1340 models (74537-93A)
66384	2001-06 Softail (74610-01)
66354	2000 Softail and 1999-03 Dyna (74561-99A)
66379	2004-05 Dyna (74561-04)
66431	2006-07 Dyna (74561-06)
29549	2006-on BT DC wiring lead for regulator (74115-06)



## T/L Rotor and Stator Assembly

Fits Dyna 2006 only.  
66433 40356-06B



## T/L 32 Amp High Output Alternator Kit

50% increase in amperage for the heavily accessorized motorcycle. Fits 1984-88 FLT, FLHT, FXR models (wet clutch) 1340's. Stock on all 1989-95 BT and some 1996-97 BT models

6568\* 29985-87

\*OEM stock on all 1989-95 1340's, will not fit 1984-88 Softails

## T/L 45 AMP Rotor Kit

A 45 amp high output upgrade kit that allows for increased electrical accessories on Electraglides. Stock on FLHT models 1999-05.

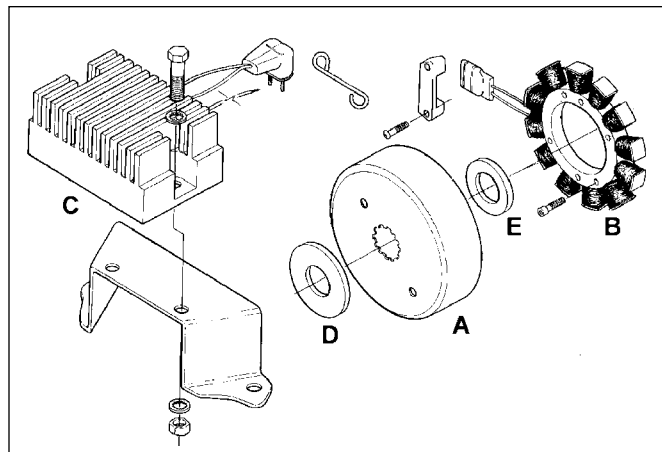
67661 29999-97

# Topline Big Twin



## T/L Touring Regulator

66353 FLHT 1997-01 (74505-97)



## Topline BT USA Made Electrical Components

### (A) Rotors

PCP	Size	Fitment
66321	32 amp	BT 1982-94 & 95-03 w/32A stator FXST to 2005 (29957-81B)
66350	38 amp	FLHTC, FLHRI 1997-05 w/38A alternator Dyna to 04-05, FXST to 01-06 (29981-95)
67661	45 amp	FLHTCUI, FLHTCI, FLTRI 1995-05 (29999-97B)
66423		3 Phase all Touring 2006 (29943-06)
66425	40 amp	Dyna 2006 (40356-06)
66432	40 amp	FXST 2007-08 (40356-07)

### (B) Stators


PCP	Type	Fitment
66325	Unmolded BT	1981-88 (29965-81C)
66326	32 amp	Softail /Dyna 1989-99, FLT 1989-96 not EFI (29970-88D) (unmolded)
66343	Unmolded FXST	2000, Dyna 1999-03 (29951-99A)
66359	38 amp	Softail 2001-06, Dyna 2004-06 (30017-01B)
66358	45 amp	All FLT 1999-01 (29987-99A)
66360	Unmolded 45 amp	Touring 2002-05 (29987-02)
66422	45/60 amp	All Touring 2006-08 (29987-06A)

### (C) Regulators (stock finish)

66341	22 amp	BT 1981-88 (74516-86)
66342	32 amp	FLT/FLH 1989-96, Dyna 1991-98, Softail 1989-99 (74519-88A) (also in #6568 kit)
66355		Softail 2000 (74512-00)
66361	38 amp	Softail 2001-06 (74540-01)
66356		Dyna 1999 (74518-99)
66357		Dyna 2000-03 (74518-99A)
66419	38 amp	Dyna 2004-05 (74631-04)
66424	38 amp	Dyna 2006-07 (74631-06)
66352	38 amp	FLHTCUI 1995-96, FLHRI 1995-96 (74505-95)
66353		FLHT, FLHR/RCI 1997-01 (74505-97A)
66362		FLT-all 2002-03 (74505-02)
66420		Touring 2004-05 (74505-04)
66421		Touring 2006-08 (74505-06)

### (D/E) Spacers

18001	1.750x.220	Outer BT 1991-96 (29960-91) (each)
18008	.070 Hex spacer	Softail 1997-99 (35854-96) (5pk)
18003	2.780x.220	Outer BT 1985-90 (29960-85) (each)
18002	1.750x.195	Inner BT 1985-on (29961-85) (each)
18012		Outer spacer FXST 2003-on (29923-01A)



### Rotor Shims

For installing a 32 amp stator on all 1970-88 BT. Replaces stock rotor shims and provides proper rotor to stator alignment while keeping primary chain alignment.

#### Rotor Shims

PCP	Type	Year
11854	Large spacer	Special
11849	Large/small spacer kit	Special
18012	Small spacer	2001-on (29923-01A)
18001	Small spacer	1991-on (29960-91)
18002	Small spacer	1985-90 (29961-85)
18003	Large spacer	1985-90 (29960-85)

Order Spacer and Shims Separately.

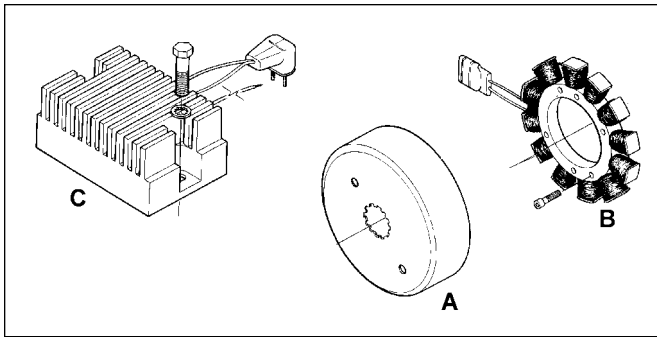
#### Spacers 1970-on

PCP	Item
11800	Spacer (24002-70) (each)
11848	Spacer set (.060 to .210) (6 pack)

#### Shims 1970-on

PCP	Size (Each)
11810	.060 (24032-70)
11811	.090 (24033-70)
11812	.120 (24034-70)
11813	.150 (24035-70)
11814	.180 (24036-70)
11815	.210 (24037-70)

# Topline Sportster



## T/L Chrome XL Voltage Regulators

These regulators feature a brilliant chrome finish.

**66387** 2004-06 (74490-04)

**66383** 1994-03 (74490-00)

PCP	Description (stock)	Made in U.S.A
65414	Clutch shell w/magnets	XL L1984-90 (36791-84)
66323	(A) Rotor/sprocket	XL 1991-03 (32413-92C)
66396	(A) Rotor/sprocket	XL 883/C 2002-10 (32493-02)
66397	(A) Rotor/sprocket	1200 C/R 2004-10 (32494-04)
66327	(B) Stator, unmolded	XL 1984-88 (29967-84B)
66328	(B) Stator, unmolded	XL 1989-06 (29967-89C)
66332	(B) Stator	XL 2007-09 (29997-07A)
66347	(C) Regulator	XL L1984-1990 (74523-84A)
66344	(C) Regulator	XL 1991 (74523-91)
66348	(C) Regulator	XL 1992-93 (74523-92A)
66349	(C) Regulator	XL 1994-03 (74523-94A)
66389	(C) Regulator	XL all 2004-06 (74523-04)
66390	(C) Regulator	XL all 2007-08 (74546-07A)
66394	(C) Regulator	XL all 2009-10 (74711-08)



## XL 883/C/L/R 2002-10 Rotor Sprocket

**66396** 32493-02B (34T)



## XL 1200R/C/L Rotor Sprocket 2004-10

**66397** 32494-04B (38T)



# Charging Rotors



## XL Rotor & Sprocket Assembly

PCP	Teeth	Fit
66323	35	1991-03 models (32413-92A)
43628	35	VT, as above
43629	34	2004-08
43630	38	2004-08



28512



28513



## T/L Rotor & Spring Assembly

Fits 2007-09 FXST, 2007-08 Dyna, 2006-on Touring.  
66432 (40356-07)

## Volt Tech BT Alternator Rotors

Features vibration proof magnetic construction, as magnets are held in place by stainless steel non magnetic insert for durability.

PCP	Year
28512	1970-90 for 22 and 32 amp systems (built-in spacer in spline area)
28513	1991-06 (32 amp)
28309	1991-06 (45 amp)
28385	1995-05 FLT
28386	2006 FLT
28387	2006 FXD (40356-06)



53055




## Preston's 32 amp Rotor

Replacement for 22/32 amp charging systems.  
53055



28188



28536

## Accel Letric Rotor

The perfect compliment to our "Letric" stators. Magnets are enclosed by stainless steel to protect against dislodging.

### Accel Heavy Duty Letric Rotors

PCP	Year	Model	Alternator Amp
28188 (29957-81)	1991-00	All Evo Softail	32
	1991-99	All Evo Dyna	32
	2000-03	Twin Cam Dyna	38
28536 (29981-95)	2000-06	Twin Cam Softail	38
	2004-05	Twin Cam Dyna	38
	2000-05	Twin Cam Touring	45

## Chrome BT Alternator Rotor Cover 1981-on

Cover presses over 1981-on rotors for a tight fit.  
45397



# Regulator Covers



## T/L Chr. XL Voltage Regulator Cover 2004-06

This ultra stylish piece features a bar and shield design embossed on a chrome grill that covers the regulator while allowing adequate airflow. Chrome mounting hardware is included.

**64284** 74609-04



## Chrome Logo Voltage Regulator Cover

Features open centre grill for cooling of regulator.

- 64226** FXST 1989-99 (74578-97)
- 64228** FXST 2000 (not w/spoilers) (74582-00)
- 64248** FXST 2001-06 (not w/spoilers) (74597-01)
- 64249** FLHR, Road Glide and Electraglide 1997-08 (will not fit with oil coolers (74543-00)
- 64225** XL 1985-03 (74579-97)
- 64227** Dyna 1991-03 (74577-97)
- 64324** 2004-05 FXDL, FXDWG (74665-04)
- 64325** 2006-on Dyna (74667-06)



## BT Chrome Die-Cast Regulator Plug Retainer

PCP	Years
<b>73690</b>	1970-88
<b>73691</b>	1989-on



## Chrome Regulator Mount Allen Hardware Kit

PCP	Application
<b>24095</b>	1984-95 FXST, 1991-95 Dyna
<b>24096</b>	1980-95 FXR-FLHT
<b>72046</b>	2000-on FXST, polished allen



## T/L Dyna Chrome Voltage Regulator Cover

Open concept chrome cover ensures adequate air flow and features a bar and shield emblem.

- 64328** 2004-05 FXDL, FXDWG (74665-04)
- 64288** 2006-on Dyna (74667-06)



## Chrome Voltage Regulator Cover-No Logo

Chrome cover features open centre grill to allow for cooling of regulator.

- 45398** XL 1985-03
- 45484** FXST 2001-06

# Mounts/Covers




28092

## 'Arlen Ness/Accel Custom' Solid-State

These units feature a domed design and show-chrome plating. All regulators are individually tested before shipment and are packaged with complete installation instructions and a warranty card.

Ness	Year/Model	Charging System (Connector) Type
28092	1981-88 BT (74516-86)	(A) 22 Amp Alternator
28098	L1984-1990 XL (74523-84A)	(F) 19 Amp Alternator
28264	2000 Softail (74512-00)	38 Amp
28265	1999-03 Dyna (74518-99A)	38 Amp



## Chrome Solid-State Regulator Cover

These die-cast covers fit all stock or aftermarket rectifiers. They are engineered to improve cooling, helping to extend your regulator's life. They are grooved to interlock with your regulator and 20% more fin area than stock unit.

**4840** All 4-speed or 5-speed BT 1970-99



## Chrome Ignition Module Cover

This chrome cover fits over the ignition on all FX 1980-86 and FXST 1984-94.

**4400** 32407-88T  
**45178** Louvered

## Regulator Brackets BT 1976-86

These chrome brackets mount solid-state regulators on models with solid-mounted motors.  
**649** 74533-75TB, 74534-80



649

## Regulator Cover/Visor for 1987-99 Softail®

Chrome, steel regulator cover/visor has four distinctive louvers in the top of the visor and two through the inside, allowing air to flow past the top of the regulator. Bolts on in seconds with stock hardware.

**45099**



## Chrome Rectifier/Regulator Bracket

Rectifier/regulator bracket for all rubber-mounted motors (except Dyna Glide™) from 1980-90. Reproduction of the original, with the same gauge metal and mounting holes. For standard mounting and has two additional mounting holes to relocate the rectifier/regulator on custom applications.

**1898** 74529-79T



## XL Ignition Module Cover

Chromed steel cover replaces the standard black metal piece (OEM 66325-82) on Sportster® models from 1982-03.

**4537** Smooth chrome (66328-82T)



## Dyna Chrome Ignition Cover

Chrome cover fits left side ignition on Dyna 1991-98. Replaces 66333-90, 66361-90.

**45180** Smooth



## Alloy Regulator Bracket

Allows regulator to be mounted directly below oil filter on TC-88B models with oval regulator.

**73739**

# Regulators





## Accel Hybrid Design Electric Voltage Regulators

Available for most Harley applications and do not require re-wiring or special mounting. Heavy-duty solid state circuitry and years of technology produce a regulator that has quality second to none and reliability that you can depend on year after year. All solid state regulators are available in black and chrome. They are covered by a limited replacement warranty.

Sportster						
Year	Model	Amperage (Alternator)	OEM	Black	Chrome	Connector
1984-90	All	19	74523-84A	5628		E/1
1992-93	All	22	74523-91	5618		E/1
1992-93	All	22	74523-92	28065		E/1
1994-03	All	22	74523-94	28066		F/1
2004-06	All	22	74523-04		28541	P/1
Softail						
Year	Model	Amperage	OEM	Black	Chrome	Connector
1986-88	All	22	74515-86, 74512-84, 74513-85, 74516-86, 74513-82A	5627		B/1
1989-99	All	32	74519-88	5630		D/1
2000	All	38	74512-00	28256	28257	G/1
2001-06	All	38	74540-01	28260	28261	H/1
2007	All		74540-07		28542	O/2
Dyna						
Year	Model	Amperage	OEM	Black	Chrome	Connector
1981-85	FX, FXE, FXEF	22	74516-86	5627		B/1
1981-86	FXWG	22	74516-86	5627		B/1
1982-88	FXR, FXRS, FXRP, FXRT	22	74513-82A	5627		B/1
1989-99	All	32	74519-88	5630		D/1
1999	All Twin Cam	38	74518-99A	28258	28259	G/1
2000-03	All	38	74540-01	28260	28261	H/2
2004-05	All		74631-04		28543	Q/4
2006-07	All	45/60	74631-06		28544	N/4
Touring						
Year	Model	Amperage	OEM	Black	Chrome	Connector
1981-88	FLT, FLHT	22	74515-86, 74512-84, 74513-85, 74516-86, 74513-82A	5627		B/1
1989-99	All Evo except EFI, 1997-on FLT	32	74519-88	5630		D/1
1997-01	FLHT	38	74505-97	28262	28263	G/3
1999-01	FLHR, FLT	38	74505-97	28262	28263	G/3
2002-03	All		74505-02		28545	S/3
2004-05	All		74505-04		28546	R/3
2006-08	All		74505-06		28547	T/3

# Regulator Ends



# Stators



## Cycle Electric Stators

These stators feature a high temperature insulation system capable of with standing temperatures in excess of 600 degrees ferenheit! Others fail at 450F. This insulation is thinner which allows better heat transfer and better magnetic coupling.

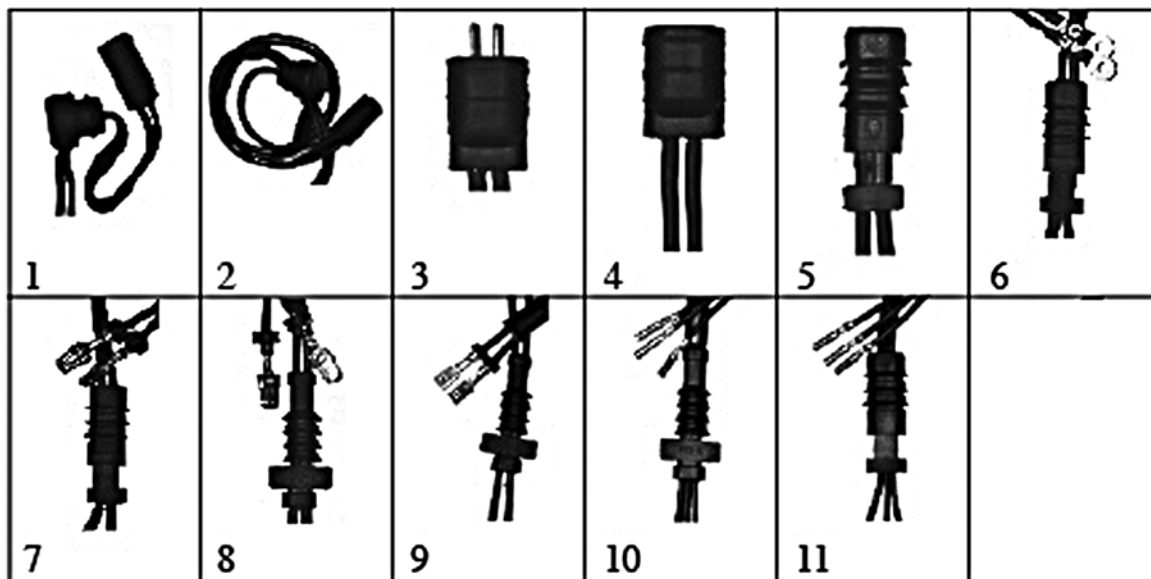
Precision wound to improve consistency, heat transfer and better magnetic coupling. Better heat transfer means cooler operating temperatures. Better magnetic coupling yields improved output over the entire RPM range. Stators offer more output and improved durability while retaining stock replacement compatibility with stock plugs and connectors. Can mix and match with stock regulators and rotors.

## Cycle Electric Stator

Stator	Plug Style	Application	Lamination Stack	Rated Amps	Amps* 1000 Rpm	Amps* 2500 Rpm
28942	1	1984-90 Sportster (29967-84)	1/2"	18		18
28943	2	1991-06 Sportster (29967-89)	1/2"	22	14	20
28932	3	1976-80 BT (29965-75)	1/2"	18	11.5	19
28933	4	1981-88 BT (29965-81A)	1/2"	22	14	20
28934	5	1989-99 BT (29970-88)	5/8"	32	14	29
28935	8	1999-03 Dyna, 2000 Softail (29951-99)	5/8"	32	14	29
28936	6	PCP #28905 and #28909 Charging kits	7/8"	38/48	16/30	38/45
28937	7	1997-98 FLH, FLT (29987-97)	7/8"	38/48	16/30	38/45
28938	8	1999-2001 FLH, FLT (29987-99)	7/8"	38/48	16/30	38/45
28939	9	2002-05 FLH, FLT (29987-02)	7/8"	38/48	16/30	38/45
28940	10	2001-06 Softail, 2004-06 Dyna (30017-01)	5/8"	38	20	38
28941	11	PCP# 28913 and #28914 Charging kits	5/8"	38	20	38
28944		2007 Softail/Dyna (30017-07)	1"	50	30	50
28945		2008-09 Softail/Dyna (30017-08)	1"	50	30	50
28947		2006-08 FLH-FLT	1"	50	30	50

\* Useable DC amps-not max amp.

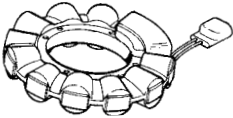
## Stator Plug Style



# Stators



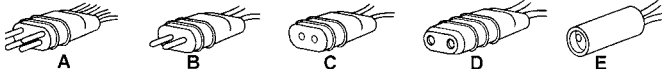
**Unmolded Stators (Preston)**  
 Unmolded type for Big Twins 1971-88.  
**PCP**    **Years**                      **Plug**  
**5497**    1981-88 (29965-81)    C



**Molded Stators (Preston)**  
 Fully encapsulated for long service for Big Twins, 2 wire  
**PCP**    **Years**                      **Plug**  
**3328**    1981-88 (Female) (29965-81A)    C

**STATOR PLUG TYPES**

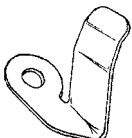
**STATOR PLUG TYPES**



**Plug Retainer**  
 Secures connector plug to alternator in case to prevent faulty contact. Replaces 45095-85. 5 Pack.  
**16260**    BT 1970-99 74 & 80 & EVO



**S.S. Regulator Plug Retainer**  
 Polished retainer secures the regulator plug to the front left motor mount. Sold Each.  
**16240**    BT 1970-99




**VT 38 Amp Regulator**  
 FXST 2001-05.  
**28516**

Accel Heavy Duty Stators					
Sportster	Year	Alternator Amp	End	Winding	OEM
28115	1985-90	19	E	U	29967-84
28116	1990-95	19		M	29967-84A
28118	1991-00	22		U	29967-89A
Softail					
28113	1985-88	22	B	M	28865-81
28114	1985-88	22	B	U	28865-81A
28117	1989-99	32	D	U	29970-88A
28119	2000	38	L	U	29951-99
28534	2001-06	38	W	U	30017-01
28535	2007-	40		U	30017-07
Dyna					
28117	1991-99	32	D	U	29970-88A
28119	2000-03	38	L	U	29951-99
28534	2004-06	38	W	U	30017-01
28535	2007-	40		U	30017-07
Touring					
28113	1981-88	22	B	M	28865-81
28114	1981-88	22	B	U	28865-81A
28117*	1989-99	32	D	U	29970-88A
28120	1997-01 FLHT	38	M	U	29987-97
28160	1999-01 FLHR, FLT	38	L	U	29987-99
28539	2002-05	45	V	U	29987-02
28540	2006-09	45/60 3-Phase	U	U	29987-06
M= molded, U= unmolded *Not EFI					



# S&S Power Kit Ignition Systems



## S&S Power Kit Ignition Systems

S&S's Intelligent Spark Technology ("IST") automatically responds to changes that affect ignition timing to ensure proper timing is maintained which avoids detonation and possible engine damage. No other ignition system uses knock sensing to control ignition timing. To install these systems, simply plug into the stock wiring harness. No timing adjustments are required as the system adjusts timing automatically. These systems feature single fire operation which requires two coils or a dual coil package. Additional features include: maximized coil output, 7000 rpm rev limiter, automatic dwell adjust, short circuit and reverse polarity protection.

The S&S Intelligent Spark Technology Ignition Systems can be used on carbureted Twin Cam engines, 1994-99 carbureted Evo Big Twins, 1994-97 Evo Sportsters, and S&S SSW+ V2 style engine. In order to use the S&S ignition system, an SSW+ engine must be installed in a 1994-99 chassis originally equipped with a carbureted Evo style engine.

All installation kits include a wiring harness adaptor, knock sensor and temperature sensor. Evolution installation kits also include a MAP sensor and a cam position sensor that is installed in place of the stock timing and rotor pickup. Twin Cam installation makes use of the stock crankshaft position sensor and MAP sensor and so the installation fit for Twin Cam does not include those items. The SSW+ installation kit also includes a MAP sensor, but comes with a Twin Cam style crankshaft position sensor since the SSW+ crankcase and flywheel are machined to accept it.

**The same IST module is used for all engines. Installation kits are available that allow connection to the stock wiring harness for specific applications. IST ignitions are not recommended for kick start engines using crankshaft position sensors.**

### Installation Kit Contents

Installation Kit PCP	Engine Type	Harness Adaptors	Sensors			Position Sensors	
			Knock	Temp	MAP	Cam	Crank
551012	Twin Cam 1999-03	Yes	Yes	Yes	No*	No	No*
551220	TC & XL 2004-05	Yes	Yes	Yes	No	No	No
551049	Evolution	Yes	Yes	Yes	Yes	Yes	No
551050	S&S SSW+	Yes	Yes	Yes	Yes	No	Yes

\*Uses the existing stock sensors

## S&S Intelligent Spark Technology Ignition Module

- 551221 Module only
- 551571 Single fire coil

## S&S High Output Single Fire Coil

The perfect complement to S&S IST ignition systems. This single fire coil is actually two separate coils in a single package. Works well with any single fire ignition system. Coil impedance of 3 Ohms per coil. Not compatible with the S&S Variable Fuel Injection System.

551571







## S&S Super Stock Ignition Systems for Evos

This unit is primarily intended for complete S&S engines and is well suited to existing S&S engines that were not sold with an ignition system installed, S&S Sidewinder kits and S&S Hot Set Up kits that have the same configuration as a complete engine. The Super Stock module fits inside the cam cover under the ignition cover and features a pre-programmed module. Curves are preset for a specific S&S engine and modules intended for that engine may not yield optimum results when used on another configuration. Like the S&S IST Ignition, the Super Stock features a break-in rev limit function with a very low initial rev limit.

The Super Stock Ignition features single fire operation, 6300 rpm rev limiter, overload and short circuit protection and a minimum 3.0 primary resistance. Dual plugged applications require a pair of two tower coils or a single four tower coil. VOES retards timing under load or hard acceleration while 24 hr break in rev limiter prevents damage during break-in.

## S&S Super Stock Ignition Kits and Replacement Modules

Kits include module with hardware, pick-up cup and mounting screw, VOES switch with hardware, and connectors.

Ignition Kit	Module Only	Application
551254	551244	S&S 96" Evolution
551255	551245	S&S 113" Evolution
551256	551246	S&S 124"



## Accel Super System

Experienced engine builders know the right combination gets you the most horsepower. ACCEL now offers the Super System, a complete ignition system with the rider-programmable American made Mega-Fire ignition module, Super Coil and black 8.8 wire set. Also included in the kit are Accel's patented U-Groove spark plugs

**28061** XL 1986-93

## Mega-Fire Extension Cable

Some models mount the ignition module in locations requiring a longer wiring harness. We now offer Accel's Extension Harness to eliminate cutting and splicing. Made in the U.S.A.

**28006**

Note: This cable may be needed in conjunction with the Accel conversion harness, PC#**28069**



## Mega-Fire Conversion Harness

Earlier Evo Big Twins use a different wiring configuration than 1991-on bikes. Accel's Mega-Fire Conversion OEM Harness allows you to install Mega-Fire on earlier bikes. OEM style connectors are used to assure a perfect fit. Made in the U.S.A.

**28069**

## Motor Shaft Spacer

Features built-in seal flange to give added support for alternator rotor.

**18013**



# Ignition



## Accel Single/Dual Fire Ignition

This ignition module will work for both single and dual fire applications. It has an adjustable rev limiter and 15 preset advance curves to satisfy everything from a stock engine to highly modified big inch motors. Easy installation uses stock rotor cup. Compatible with coil #28133 (black) and #28095 (yellow).


**28099** BT single or dual 1970-99, and Sportster 1971-03



## Accel Single Fire Super System

The Accel Super System is a complete bolt on system that is designed to work together to produce an adjustable ignition that out-performs others. The Super System includes an adjustable ignition module, a single fire super coil, high performance U-groove spark plugs and black 8.8 performance spark plug wires. The system can be installed easily and adjusted simply by switches on the module to produce the performance to match your machine.

**28096** BT 1970-99 and Sportster 1971-03



## Ignition Module Adaptors

Allows the use of 7-pin module (1991-93) to go to a 8-pin Deutsch (1994-99) wiring harness or an 8-pin module going to a 7-pin harness. Can not be used on EFI models.

### PCP Application

**17253** 7 Pin adaptor to 8 pin module

**17254** 8 Pin adaptor to 7 pin module



## Mallory Unilite Breakerless Ignition Conversion

Kit allows the conversion from breaker points to mechanical advance and points in BT and XL models. The self contained dual fire assembly has no moving parts to wear out. The points are replaced by the unilite module that consists of the integrated photo coupler, a signal processor, and a power switch. Each time the shutter wheel stops the infrared light from reaching the photo coupler, the electronic circuitry energizes the ignition coil. When the shutter wheel allows the infrared light to reach the photo coupler, the electronic circuitry allows the stored energy in the ignition coil to discharge. This unit can drive any ignition coil or combination of ignition coils with a total primary resistance of at least 2.0 ohms. It is recommended that ignition coils with 2.0-3.0 ohms be used for racing applications and 3.0-4.0 ohms for street and highway use. Converting to this unit is an easy three wire connection.

**28239** XL 1979-95 and all models BT 1979-95 that have been converted to mechanical advance and points (A554)

**28248** Module only (A605)

**30054** Mechanical advance


Note: Suggested coil for use in racing applications is #5691 and suggested coil for use in street applications is #28095




## Unilite Ignition Module Only

**28248** (A605) for #28239

# Ignition



28820



28821

## Daytona Twin Tec External Ignition Kit

For 1990-98 Evo Big Twin and 1990-97 Sportster models. Kit includes module, coil, and spark plug wire set.

PCP	Application
28820	1990-94 Evo
28821	1995-98 Evo



## Daytona Twin Tec Internal Ignition Kit

For 1984-99 Evo Big Twin and 1986-97 Sportster models. Kit includes ignition, coil, and spark plug wire set.

28822



28823

## Daytona Twin Tec TC-88 Ignition Kit

For all 1999-on TC-88 carbureted Big Twins. Includes module, coil and spark plug wire set.

PCP	Application
28823	1999-02
28824	2003-on



66307



66300

## T/L Sportster Stock RPM Ignition Modules

PCP	Fitment
66307	1986-93 XL883 and 1986-87 XL1100 (32410-91A)
66314	1994-95 XL 883 (32410-94)
66308	1988-90 XL1200 (32432-91A)
66309	1991-93 XL1200 (32433-91A)
66312	1994-96 XL 1200 (32433-94)
66300	Adapter cable <b>necessary on pre 1990</b> Evolution models (32408-90)



66304

## XL High Performance Ignition Modules to 2003

T/L High performance modules have an RPM limit as listed.

PCP	Fitment
66304	XL 1994-97 8000 RPM (not XL 1200S) (32420-94)
66330	XL 1994-95 6800 RPM (32598-96)
66331	XL 1200 1996-97 6800 RPM (not XL1200S) (32633-96)

1986-90 XL 883 models reworked to 1200cc require module 32420-87B. 1986-87 XL 1100 models reworked to 1200cc require module 32429-86.

# Ignition



## T/L Stock RPM Ignition Modules (Carb models)

PCP	Fitment
66306	1984-95 BT 1340 (except 94-95 FLT) (32405-91A)
66313	1994-95 FLT (not injected) (32426-94)
66315	1996-99 Softail, FLHT 1996-98 (not FI) (32449-95A)
66392	2000-03 FXST (32568-00B)
66310	1984-94 FXRP (32419-91A)
66398	2000-03 FXD, FLT (32478-99)
66418	2005 FXD/L/C, FXDWG, 2005-06 FLHT/C/R (32622-04B)
66300	Adapter cable necessary for pre 1990 Evolution models (32408-90)



# Ignition Sensors



## T/L Ignition Sensor Plate Assembly

29514	1980-93 FLT, 1984-94 FXR, 1984-95 FXST, 1980-94 XL (32400-80A)
29536	1991-95 FXDS (32404-90)
29516	1994-95 FLHTC, Ultra, FLHR, 1995-97 XL (32400-94)
29534	1996-99 Softails, 1996-98 FLT (not injected) (32448-95A)
29535	As above Dyna 1996-98, FXDL (32404-96)
29537	Module/Sensor 1998-03 XL 883, STD (32466-98)
29539	Module/Sensor 1998-03 XL 1200 Custom (32465-98)



## Ignition Rotor Cups

29100	Ignition rotor cup, gold (32402-83)
29139	Ignition rotor cup Evo fuel injected models 1995-on (32456-95)

## Rotor & Weight Assembly

Replaces frozen or worn hubs & weights on 1970-99 XL-FX-FL. Includes shaft, weights, springs and cam assembled.

30054 32505-78A



## Advance Unit Assembly 1970-99

Replacement unit assembly for those worn out parts on the stock 1970-E78 models as a complete kit to convert late 1978 models electronic ignitions back to point style ignitions.

681	Complete Kit
4396	Points wire only



## Needle Bearing Advance Unit 1970-99

Advance unit features redesigned weights which house full complement miniature needle bearings for perfect balance and centrifugal actuation. Unit includes base, cam, weights with installed needle bearings; and stock springs. Fits BT 1970-99, XL 1971-on and can be used with all ignitions, points, electronic, single, or dual types which utilize an advance unit. Springs available separately and allow full advance at RPMS listed.

28123 Complete unit



## Billet Dual Coil Brackets

Mounts 2 Dyna coils 17053, 17054, 17058 or 17059.

### PCP Application

**17067\*** FXST 1984-on

**17081** FXDL, FXDWG 1990-on

Note\* Stock coil cover can be used



## Dyna 2000 HD-E Digital Ignition Kit

This kit includes a HD-1E ignition module and a matched Dyna Twin Fire Coil for each application.

**17085** 1996-on FXR and XL (SFK-3)



## Dynatek FI Controller Module

The Fuel injection controller is a plug in module that offers 3 user selectable base fuel curves that are designed to improve engine operation and can be modified to suit a wide variety of modifications. These adjustments are made via 3 potentiometers that adjust the fuel curve in the proper ranges for the application. Fuel mixture can be enriched or leaned as required. The FI Controller uses the factory connectors for easy installation and there is no PC required for tuning or adjusting the fuel curves. There are no modifications to the ECU and removing the FI Controller returns the vehicle to the factory configuration.

### PCP Application

**17118** 1997-98 Touring models with Evo engines (DFCH-1)

**17119** 1999-01 Twin Cam Touring models (DFCH-2)

**17120** 2002-05 Twin Cam Touring models (DFCH-3)

**17121** 2001-05 Softail and Dyna models (DFCH-4)

**17122** 2002-05 V-Rod models (DFCH-5)

**17123** 2006 Twin Cam Touring models (DFCH-6)

**17124** 2006 Softail models (DFCH-7)

**17125** 2006 Dyna models (DFCH-8)

**17126** 2007-on FLT

**17127** 2007-on FXST

**17128** 2007-on FXD



## Dyna 2000 HD-E Ignition Modules

These modules can be used with stock electronic ignition. Note: The stock ignition consists of a sensor plate and rotating cup. The 2000 will work on all 1970-on models but requires the 1983-on type ignition cup and sensor plate. The 2000 advance curves will not work properly if installed with the pre 1983 ignition cup and sensor. Dyna 2000-HD-1E can be used with both single fire (Separate Coils) or Dual fire (Single Coil), while the Dyna 2000 HD-2E can be used as dual fire only.

**Both Units** feature Programmable Advance curves, Rev limiter and L.E.D. diagnostic lamp for easy static timing, plugs into stock harness & bolts to stock module location.

**Note:** Can only be used with suppression spark plug wires. On 1984-90 models Dyna extension harness must also be used. For bikes that already have a Dyna SA pickup, adapter unit is necessary.

### PCP Item

**17075** Dyna 2000 HD-1EP 1984-93 7 pin

**17079** Dyna 2000 HD-1E-8P FLT, FLH 1994-on 8 pin

**17076\*** Dyna 2000 HD-2EP Dyna, FXR, FXST to '95 7 pin

**17080** Dyna 2000 HD-2E8P XL 1994-on 8 pin

**17077** Extension cable

**17078** Pick-up adapter

**29100** Ignition rotor cup, gold (32402-83)

**29139** Ignition rotor cup Evo fuel injected models 1995-\* (32456-95)

\*All 1970-90 require extension harness #17077



## Dyna Twin Fire Coils 3 OHM High Output

Slightly larger than stock, these twin fire coils are designed to work with Dyna 2000 HD-1 ignition modules. Twin fire coils can be used with any electric advance ignition system that incorporates dwell control except #17019 (Dyna DS6-2) or similar type ignitions. Fits Dyna Glide, FXST, FXR in the stock location with stock brackets. Good for digital electronic ignition.

### PCP Description

**17069** Dual output towers in high location fits XL-FL with coil under tanks (DC6-2)

**17070** Dual output towers in low location fits all FXR-FXST & Dyna models (new mini design) (DC6-5)

**17071** Four output towers, fits dual spark plug heads (DC6-4)

# Ignition



## Dyna "S" Single Fire Ignition

Has the features of the Dyna "S", but fires front and rear cylinders independently of each other allowing accurate timing of each cylinder. Stock ignition systems fire both cylinders at the same time which has the wasted sparks on the exhaust stroke. This eliminates this inherent problem. For use with either dual or single plugged heads. For dual plug application use PC#17057 (DC-7) coils and single plug use 1 PC#17068 (DC-10) coil. On 1980-on models, use PC#30054. Advance assembly.

17019 Kit (DS6-2)



## Dyna Coils

35,000 volt! Works with all points ignitions, after market or factory electronic ignitions.

PC #	Volt	OHM	Style	DYNA	U/M Type
17053	12	3	A	DC-1	Pr Angle-Dual
17054	6	1.5	A	DC-2	Pr Angle-Dual
Use 2 for dual plug heads.					
17056	12	3	C (elect.)	DC-6-1	Ea Stock-Dual
17057*	12	5	C	DC-7-1	Ea Stock-Dual
17058	12	3	B	DC-3	Pr Angle-Single
17059	12	5	A	DC-8	Pr Angle-Dual
17068	12	5	B	DC 10-1	Pr Angle-Single

\*Use 2 for single fire ignition

## K.V. Products Recommends the Following coils for Dyna Ignitions

### DS6-1 Ignition (17020)

Street, single plugs use DC-7 or DC-8  
Race, single plugs use DC-1 or DC-6  
Street, or Race, dual plugs use 2 DC-2 or DC5  
(wired in Series)

### DS6-2 Ignition (17019)

Race, single plugs use 2 DC-3  
Street, dual plugs use 2 DC-7 or DC-8  
Race, dual plugs use 2 DC-1 or 2 DC-6  
Street, single plug use 2 DC 10-1



## Dyna "S" Dual Fire Ignition System

Is completely self-contained and fits behind the ignition cover. It uses a magnetic rotor with the original spark advancer so that the factory advance curve is maintained. Improves performance, extends spark plug life, eliminates points and condensers. With easy installation. \*Great for dual plugged heads. On 1980-up use advance mechanism PC#30054.

17020 (DS6-1)



## Dynatek Digital Performance Ignition

The TC88 enhances the power of the single fire ignition by allowing selection between 16 programmable advance curves, covering the entire range of engine modifications. From stock to insanely modified engines, the TC88 provides the widest range and highest level of advance curve functionality for Twin Cam available plus retard mode. There are also 8 different rev limiter settings from 5750-7250 rpm. All TC88 functions have full digital accuracy to insure maximum performance with unparalleled quality. Coil compatibility from stock to performance (less than 1 ohm resistance). Coil current is constantly monitored to provide constant full spark energy. Also features built in reverse battery and spike protection.

17113\* 1999-03 BT (not EFI) (TC-88-2P)

17116 1999-03 BT (TC-88-2)

17114 2004-06 BT (not EFI) (TC-88-3)

17117 2004-06 Sportster 883, 1200 (DSPT-1)

\*Note: programmable features include wide open and part throttle curves, rear cylinder offset, dead cranking revs, and a security pin number.

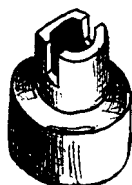


## New Products from Dyna

PCP	Description
17072	Charge monitor
17073	Voltage monitor
17089	High energy blue coil

## Replacement Rotor for Dyna Ignitions

PCP	Application
17027	DS-6-1
17040	DS-6-2
29100	Sensor rotor cup



29100



29139

## Ignition Rotor Cup

29100	Ignition rotor cup, gold (32402-83)
29139	Ignition rotor cup Evo fuel injected models 1995-*(32456-95)



## Chrome Ignition Module Cover

PCP	Description
45180	1991-98
45181	1999-03
45184	2004-on



## Dyna 2000i Digital Ignition

Available as complete kits that include the correct coil or as modules only. Features include single or dual fire operation, 8 advance curves, built in tach driver, adjustable RPM limit from 6000 to 7500 and easy static timing with built in timing indicator. Fits all 1970-98 carbureted models and requires 1983-on sensor cup for 1982 and earlier applications.

PCP	Description
17108	Module only (D2Ki-1)
17109	Kit, single plug/single fire with DC3-1 coils (D2Ki-2)
17110	Kit, dual plug/single fire with DC1-1 coils (D2Ki-3)
17111	Kit, dual plug/dual fire with DC2-1 coils (D2Ki-4)
17112	Kit, single plug/single fire w/DC6-5 mini coil (D2Ki-5)
29100	Ignition rotor cup (32402-83)
29139	Ignition rotor cup Evo injected 1995-on (32456-95)



## Dyna 4000 Ignition and Modules (Not Nitro)

PCP	Description
17090	Ignition kit-dual fire for single plug heads
17092	Module only-single plug heads

# Ignition



## V-Tech Ignition Kits

Available in dual fire where there are 2 sparks at the same time and single fire where there is one spark for each cylinder when it is fired. Each kit includes a mechanical advance unit and all hardware. Order coil separately.

PCP	Kit Type	Coil
28818	Dual fire	28389
28819	Single fire	
30054	Advance assembly only	

## V-Tech Ignition Systems

Fits all 1970-98 carbureted models and requires sensor cup for 1982 and earlier applications. Order tach interface, sensor cup and screw separately if required. Note: order coils as required.

### PCP Application

- 21638** Single fire for Evo and Sportster through 1998. It can be set for street, race-electric or kickstart. Includes rear cylinder timing adjustment for rate of advance. Compatible with single fire coils.
- 21639** Single fire ignition kit fits as above. Includes coil and 8.5mm wires.



## VT 38 Amp Regulator

FXST 2001-05.  
28516



## Preston 45 KV Single Fire Coil Kit

Includes coil cover to fit 1984-99 FXST models.  
28825



# Fuel Injection



## Twin Tec TCFI Fuel Injection Kit 2001-on

For 2001-on TC 88 with Delphi fuel injection system. Includes plug in fuel injection controller, PC link, interface cable, Wego wide band exhaust gas oxygen sensor and weld nut for exhaust pipe.

The TCFI solves tuning problems with highly modified engines. Fully programmable plug in replacement for Delphi controller. Allows programming of advance curves, idle air control including idle RPM and cold start characteristics.

The TCFI communicates diagnostic information by blinking codes on the check engine LED. The unit also has a built-in data log that stores data for the last 15 minutes of operation.

**\*Note:** Oxygen sensor must be installed in rear exhaust.

**PCP Type**  
**59367** TCFI2D




## Power Commander III USB Engine Management Systems For Fuel Injected Models

Allows for both fuel and ignition adjustments. Each unit includes a specific map, designed to improve performance over stock. The Power Commander includes an IBM compatible link cable and software package which allows you to fully map the fuel ignition curves on IBM compatible computers. If a computer is not available, the fuel curves can be adjusted by using three touch buttons on the face plate.

PCP	Application
<b>59360</b>	1997-98 BT
<b>59362</b>	1999-01 TC Touring models
<b>59363</b>	2002-06 TC Touring models
<b>59364</b>	2001-06 TC Softail models
<b>59365</b>	2002-06 V-Rod
<b>21850</b>	2004-05 TC-88 Dyna
<b>21851*</b>	2006 TC-88 Dyna
<b>21852*</b>	2007 FLT
<b>21853*</b>	2007-on FXST
<b>21854*</b>	2007-on Dyna
<b>21855</b>	2008-on FLT


**\*Note:** Includes oxygen eliminator



## Accel® Starter Drive

Starter drive features: high strength, five-roller clutch, stainless steel springs; hardened, ramped clutch receivers and bronze bushing.

Accel Starter Drives		
PCP	Year	Model
<b>5640</b> (31443-65A)	1965-88	All Softail
	1965-88	FX, FXR
	1965-88	FL, FLT
For Late 1.2Kw and 1.4Kw Starters		
<b>28548</b> (31663-90)	1991-2006	Softail
	1991-2005	All Dyna
	1991-2006	All Touring



## Starter Relay

PCP	Description
<b>17282</b>	1980-90 All (Bosch) (31506-79)
<b>17283</b>	As above with weather proof skirt

# Solenoid/Relay



## Accel 4 Speed Starter Solenoid

Heavy-duty replacement solenoids fit FXST 1986-88. Replaces OEM 71469-65.

**5675** Chrome

**5676** Plain


**Note:** 5-speed FXST use 4-speed style solenoid.

## 5 Speed Starter Solenoid

Replaces OEM 31489-79. Fits all 1979-88 FLT's and 1982-88 FXR's. Available in either zinc plated or chrome finish.

**5677** Accel zinc

**5678** Accel chrome

Bosch Style Starter Relay		
PCP	Year	Model
 <p><b>3329</b> (31506-79B)</p>	<b>Sportster</b>	
	1980-92	XL
	<b>Softail</b>	
	1986-94	All Softail
	<b>Dyna</b>	
	1980-84	FX
	E1984	FXRS, FXRT
	1986	FXWG
	1991-94	All Dyna
	<b>Touring</b>	
	1980-84	FL
	E1984	FLTC, FLHTC
L1985-94	FLT	
1989-94	FLTC-U, FLHTC-U	



## Solenoid Covers

**PCP Fits**

**45001** 1980-88 FLT's, FXR's (31354-87T)

**45002** 1965-88 all models (except XL) (31352-85T)

**45003** 1965-85 FL's and FX's (4 speed only) and 1986-88 FLST, FXST (31353-85T)



## Accel Starter Solenoid Repair Kit BT 1965-88

Repair kit for the electric starter solenoid. Includes all parts necessary to rebuild any OEM or Aftermarket solenoid. **5642**



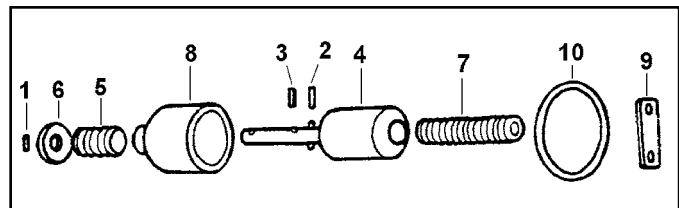
## Accel Starter Relay

**PCP Description**

**5641** All models 1979-99 using round plastic, terminal style relay. (71463-73TA)

**3329** All models 1979-99 using a plastic square bodied 'plug' style relay. (31506-79C) Not Accel or OEM

**17248** As above with weather proof skirt



## Solenoid Plunger Hardware.

Parts listed below fit 1965-88 4 speed solenoids

PCP	Item	
<b>17218</b>	Complete kit (as shown)	
<b>13045</b>	Over-Run spring (31438-65A) (10 pk)	5
<b>13046</b>	Return spring (31440-65) (10 pk)	7
<b>17010</b>	Plunger (31435-65)	4
<b>10101</b>	Roll pins (255) (25 pk)	1
<b>10102</b>	Roll pins (600) (10-pk)	2
<b>10103</b>	Roll pins (601) (10-pk)	3
<b>23000</b>	Plunger boot (31441-65A)	8
<b>17012</b>	Retainer 1965-88 (31439-65)	6
<b>17011</b>	Spacer (31452-65)	9
<b>79433</b>	Gasket (60645-65) (10 pk)	10

# Starter Related



## Chrome Ribbed Starter Covers

Fits FXST models, hardware included.  
**45423** 1989-92



## Chrome Starter End Cover FXST 2000-03

**45434**



## Chrome 5 Speed Starter Cover

Fits all 5-speeds FLT 1984-88, FXR 1983-88 and FXST 1986-88.  
**772** 31507-87T



## Starter Motor Chrome End Cover BT 1991-06

**45189**



## BT Chrome Starter Cover

**45192** Dyna & FXR 1991-06



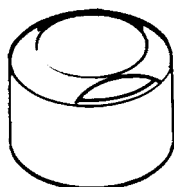
## Chrome Starter End Cover

Complete with Hitachi bracket and hardware for XL 1981-93 and 883 1991-93.  
**45176** 31357-88T



## BT Starter Solenoid

Fits BT 5 Speed 1980-88 (except Softail®).  
**29189** Zinc finish (31489-79B)



## Rubber Solenoid Cover

Black rubber solenoid cover for Harley Big Twins. Fits all models (OEM 31444-65A & 31475-77).  
**2778**



## Starter Solenoid Kit

Fits 1984-88 FXST. Kit includes chrome or zinc solenoid, outer and inner rubber boot, foam gasket, bolts and spacer.

**PCP Solenoid Finish**

**28826** Zinc  
**28827** Chrome



## Starter Shaft Assemblies

PCP	Application
<b>28152</b>	1984-85 FXST
<b>28153</b>	1986-88 FXST



## Chrome Starter Solenoid Plate

All models 1991-06.  
**45155** 31688-90



## Starter Relays


PCP	Description
<b>62021</b>	Relay with diode for 1979-99 using a plastic square bodied 'plug' style relay. (31504-91B)
<b>62024</b>	Relay 2000-on (31522-00)



## Bendix Starter Drive

These starter drive units will fit all electric start models from 1965-88.  
**592** 31443-65TA


# Starter Related



## BT Starter Motor 1989-06 (Except 2006 Dyna)

Motors are available in black or chrome finish and in either 1-4 kw field wound on 1.7 kw permanent magnet types. Stock starter motor is 1.2 kw field wound type. Chrome units have all aluminum parts polished and all steel parts chrome plated. Black units have a black powder coat. All units include the jackshaft bolt. 1.7kw units require 300 amp battery or compression release.

1.4kw	1.7kw	Finish
53110	53112	Black
53111	53113	Chrome
2.0kw		
53141		Chrome



## 2.0 Volt Tech Chrome Starter Motor


Fully chrome plated including the aluminum parts. For 1989-06 model Big Twins, except 2006 Dyna.  
59585



## Hitachi Type High Torque Starter Motor

Features 1.4 kw design that generates more power and shaft speed than original type .8 kw starter.

PCP	Finish
53119	Black
53120	Chrome



## XL Chrome Starter Assembly 1981-07

Features built-in button for remote starting. Unit has polished aluminum parts and chrome steel parts.  
53115



## Prestolite Type High Torque Starter Motor

Features 1.4 kw design that generates more power and shaft speed than the original type .8kw starter.

PCP	Finish
53117	Black
53118	Chrome



## Chrome High Torque Starter Motor BT 1989-06

Volt Tech starter motors are chrome and wound on 2.0 kw permanent magnet types. Chrome units have all aluminum parts polished and all steel parts are chrome plated. Includes remote button installed.

53122 BT 1989-06, except 2006 Dyna

# Starter Related



## High Performance 1.4KW Chrome Starter

Starter provides 15% more torque than stock replacements. No special battery cable requirements.

1994-06 Softail, Touring, 1994-05 Dyna and 1999-00 FXR

- 66426 Black (31335-03A)
- 66381 Chrome (31559-99A)



## Volt Tech Chrome Starter Motor

Chrome plated for all 1989-06 BT except 2006-on Dyna. With top post.

PCP	Kw	Year
59585	2.0	1989-06
53121	2.0	1994-06
53143	1.4	1989-06



## 2.0 KW Starter Set

Includes chrome starter and full jackshaft kit to fit 1989-06 models except 2006-on Dyna.

53141



66370

66375



## T/L Stock Starter Motors

Complete starter motors with OEM type finish.

- 66369 BT starter motor 1989-90 (31552-89B)
- 66370 BT starter motor 1991-93 (31553-90A)
- 66375 BT starter motor 1994-06 (not 2006 Dyna) (31553-94B)
- 66429 BT blk starter 2007-on, Dyna 2006-on (31618-06A)
- 24070 BT thru-bolts 1991-on (3559)
- 66367 XL starter motor 1991-99 (31390-91F)



66430



66378

## Magnetic Solenoid Assembly

PCP Application

- 66378 BT 1991-06 (31538-98)
- 66430 BT 2007-on (31631-06)
- 66365 Solenoid assembly only for XL 883 1981-90, XL 1100 1981-90, XL 1200 1981-90 (31546-81)
- 66376 XL 1200 1991-98, 883 1995-98 (31540-91)
- 66334 XL 1999-on (31537-98)



53162



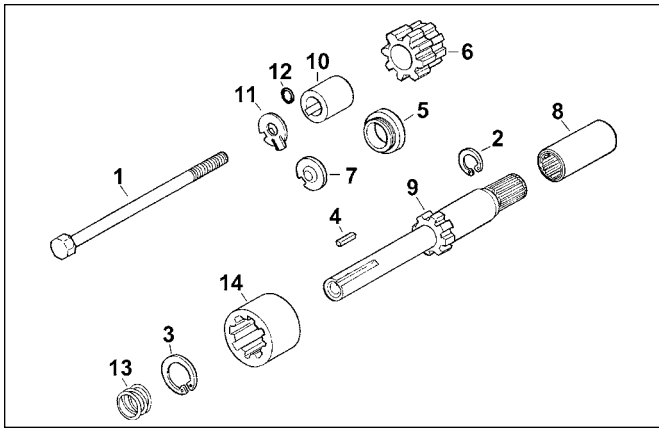
53159

## Preston's Heavy Duty TC Starters

Chrome or black starters for all 2007-on Softail and Touring models and 2006-on Dyna models. Will work with OEM batteries and is available in 1.4 or 1.75 Kw.

Chrome	Black	Kw
53160	53159	1.4
53162	53161	1.7

# Starter Related



28295

## Starter Shafts and Spacers

PCP	Description
2900	BT 1970-85 (not FL 1983-84) Preston (31482-70)
62221	BT 1982-86, FLH 1983-on (31310-80A)
21849	Preston as above
62212	FLT, FXR 1985-88 (33120-85)
28295	Preston, as above
62279	FXST 1986-89 (31482-86)
28296	Preston, as above

## BT Starter Coupler and Related Parts 1989-on

#	PCP	Description
1	24053	Bolt 1989-93 (4325)
	24054	Bolt 1994-on (4358A)
2	11045	Retaining ring 1989-on (11182) (10 pk)
3	11046	Retaining ring 1989-93 (11183) (10 pk)
	11063	Retaining ring 1994-on (11248) (10 pk)
4	10303	Key 1989 (11220) (10 pack)
5	14075	Seal, primary 1989-93 (12053A) (5 pack)
6	29018	Pinion gear 1989 (31340-89)
Kit	28219	Kit 1990-93 Items: 5, 6, 7, 9, 11 (31477-90)
	29019	Pinion gear 1993 (31342-93)
	29021	Pinion gear 1994-on (31342-94)
7	11589	Thrustwasher 1990-92 (31430-90) (5 pack)
	11590	Thrustwasher 1993 (31430-90) (each)
	11591	Thrustwasher 1994-on (31430-94) (5 pack)
8	62227	Coupling 1989 (OAL 1-5/8") (31547-89)
	62228	Coupling, extension shaft 1990-on (OAL 1-13/16") (31548-90)
9	28523	Shaft 1993 (33127-93)
	62283	Shaft 1994-on (33127-94)
10	29022	Sleeve 1989 (33121-89)
11	13713	Lock plate 1989 (33125-89) (5 pack)
	13714	Lock plate 1990-92 (33126-90) (10 pack)
	13739	Lock plate 1993 (33126-93) (10 pack)
	13740	Lock plate 1994-on (33126-94) (10 pack)
12	79315	O-ring 1989 (33345-89) (10 pack)
	79314	O-ring 1990-92 (33340-90) (25 pack)
13	13175	Spring, pinion gear 1989 (33447-89) (5 pk)
	13088	Spring, pinion gear 1990-93 (33449-90) (5 pk)
	13089	Spring, pinion gear 1994-on (33449-94) (5 pk)
14	29024	Coupling 1990-93 (60647-90)
	29025	Coupling 1994-on (60647-94)



28219




28221

## BT Starter Shaft Kit

Note: when using PCP # 28219 in a 1989 primary chain case it is necessary to remove the scraper and drive the new seal into inner primary from the inside to a depth of .110 to .120".

PCP	Applicaton
28219	9T 1989-93
28221	10T 1994-06
28231	9T 1994-on BT when using a 66T starter ring gear




65410

## Starter Ring Gears for OEM Chain Basket

OEM replacement starter ring gears.

PCP	Application
65409*	For OEM chain basket 1990-93 (66T)
65410*	As above 1994-97 (102T)
76076*	As above 1998-06 (102T)
65418	XL L1984-90 (weld-on)
65419	XL 1991-on (weld-on)

\*Note: Bolt on style, bolts included



## FXST Starter Shaft Kit 1994-on

Includes drive and parts shown.

28817

# Starter Related



## BT Easy Starter Kits

Improves starting on high compression big inch engines through an improved starter to clutch basket gear ratio. Complete kits include a clutch basket with bearing for BT models with 66T starter ring and a 9T starter pinion gear.

PCP	Year
59350	1994-97
59351	1998-06
73741	9T Pinion gear
65409	66T ring gear



## Accel Ultra Tork Starters

Accel's lineup of Ultra Tork starters. Using nothing but the best parts, Accel's starters are backed by a 5 year warranty. They are available in 1.4 Kw and 1.8 Kw to start even the meanest V-Twin. All have lifetime clutch except #53153.

Accel Ultra Tork Starters				
Black	Chr.	Kw	Year	Model
53157	53158	1.4	1989-93	Softail
			1989-93	Dyna
			1989-93	Touring
53150	53151	1.4	1994-06	Softail
			1994-05	Dyna
			1994-06	Touring
-	53152	1.8	1994-06	Softail
			1994-05	Dyna
			1994-06	Touring
53155	53156	1.4	2007-10	Softail
			2006-10	Dyna
			2007-10	Touring
-	53153		1974-88	BT with Hitachi



## V-Twin High Torque Starters XL 1981-07

Are available with 1.4kw field wound on 1.7kw permanent magnet types. Chrome units have all aluminum parts, polished and all steel parts chrome plated. All units are supplied with jackshaft bolt.

PCP	Finish
53137	Black
53138	Chrome



## 1.4 KW High Torque Starter for Late Models

100% OEM interchangeable to replace the 1.2KW original starter motor on XL 1991-on.(MES Starter)

PCP	Finish
53048	Standard (S8011-N)

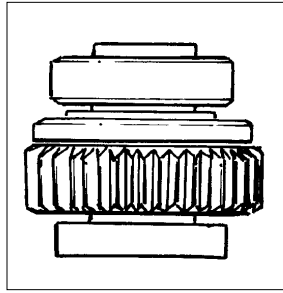




# Starter Related

## Starter Drive Clutch

Stock replacement for 31663-90 on BT models 1991-on.  
**28360** Imported



## Revolution Starter Clutch Assembly

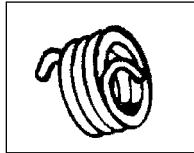
**66364** BT 1994-99 (31516-94)  
**66363** BT 1991-93 (31516-90)

## Starter Brush Spring

Fits Hitachi starter motors 1973-on.

### PCP Application

**13007** 1981-on (31593-81)  
**13160** 1981-on, compression (31557-81)



## Starter Drive Gear Set

Includes 9T pinion gear and a 66T or 84T ring gear with mounting hardware. This ratio allows more RPM for easier starting and the heavier teeth configuration is less susceptible to wear by converting the 102T ring gear to a 66T or 84T.

66T	84T	Application
-	<b>21770</b>	1990-93 BT
<b>59141</b>	<b>21771</b>	1994-97 BT
<b>59142</b>	<b>21772</b>	1998-on BT
<b>73741</b>		9T Pinion gear

## Start Boost Relay

Will reduce 12v voltage drop in single fire ignition applications during cranking. Will allow full battery voltage to the module and coil.

**17284**



## Remote Chrome Starter Button

Replaces end cover on 1991-06 BT, 1995-on XL. Allows starter to operate directly at the solenoid.

**59143** Original style  
**59147** Pyramid style



## Starter Idler Gears

Replace original type.

**29041** 1991-on BT and XL1200, 1991-on XL 883, all 1995-on XL (31525-90)  
**29042** 1989-90 BT and 1981-94 XL 883 (31598-89)



## Starter Relays

**62024** 2000-09 FXST & Dyna (31522-00C)  
**62025** 2005-08 XL (31601-04)



## T/L Starter Shaft Assembly

PCP	Description
<b>66373</b>	Starter shaft assembly 2006-on FXD and 2007-on FXST 6 speed models (31626-06)
<b>66434</b>	Clutch starter assembly 2007-on (31663-07)



# Starter Related



## Starter Clutch Kit

Kits include clutch drive, o-ring, lock tab, seals, spring and cable boot.

**28204** BT 1991-92

**28205** BT 1993

**28206** BT 1994-06

**28207** XL 1991-on

## Starter Springs

**13008** BT 1991-05 Plunger spring (each) (31600-90)


**13011** BT 1991-10 clutch spring (each) (31692-90)



## BT Starter Repair Kit 1991-08

Includes parts pictured to replace OEM 31604-91.

**28467**



## Hitachi Starter Hardware Kit

Kit includes brushes, holder, springs, thru bolts, and insulator commutator end bushing for 1973-88 BT.

**17239**



## Armature

**66414** Brush set XL 1981-90 (31575-81)

**66380** Armature only BT and XL 1991-on (31515-90)



## Late Starter Motor Replacement Bearings

PCP	OEM	Application
<b>15701</b>	8877	1986-90 BT and gear end
<b>15703</b>	8882	1989-90 BT and commutator end
<b>15737</b>	8883	1991-on BT & commutator end
<b>15717</b>	8871	1991-on BT & gear end

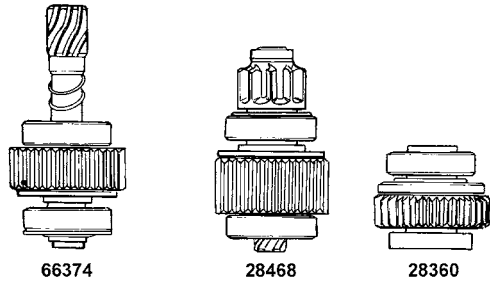


## Starter Housing and Hardware Kits

Kits include housing shaft, gear arm, pin, starter drive, and related mechanical hardware only. **Note:** Starter and electrical components are not included.

PCP	Application	Type
<b>28224</b>	BT 1970-85	Hitachi
<b>28226</b>	FXST 1984-85	Hitachi
<b>28227</b>	FXST 1986-88	Hitachi

# Starter Related



## Starter Drives & Assemblies BT 65-88 4 speed

**5640** Accel Heavy Duty (USA) replaces 31443-65A  
**592** U.S.A./Japan Standard, replaces 31443-65A

## Late Model Drives

**28468** Assembly, 1981-90 XL, 1991-94 883 (31567-81)  
**28360** 1991-06 BT and XL1200, 1995-06 XL (31663-90)  
**66374** T/L assembly, 1989-90 BT (31544-90)  
**66333** T/L assembly 1991-06 XL 1200 and all 1995-on Sportster (31556-91B)



## XL 1200 Drive Assembly 1995-on

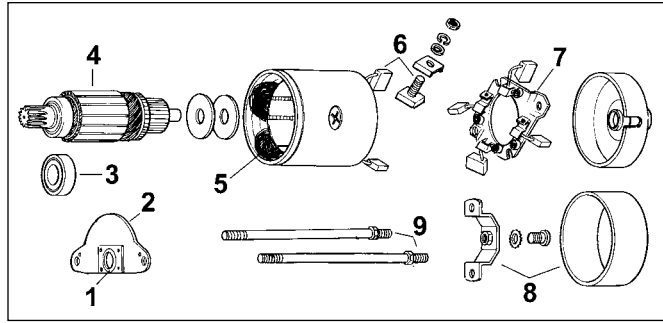
**66333** 31556-91B



## T/L Chrome Starter Solenoid Cover

Die-cast chrome cover has stylish grooves and includes stainless steel hardware. Fits 1990-on Evolution 1340 models, 1999-06 Twin Cam (except 2006 Dyna), 1995-on XL 883 and 1991-on XL 1200 models. Does not fit with oil vent hose cover OEM# 37961-02.

**64290** 31724-98



## Hitachi Style Starter Components

Hitachi type starters replace originals for 1974-88 FXE, and 1983-88 FXR-FLT. Parts interchange with original and it has a 5" overall body length.

#	PCP	Description
1	14501	Deflector plate o-ring 1966-86 (11101) (10 pk)
2	4029	Deflector plate bt 1966-86 (60516-65A)
3	15734	Bearing BT 1973-87 (31583-73)
4	3114	Armature 1974-88 (31580-73)
5	4030	Field coil set ONLY 1974-84 (31579-73)
6	17200	Brush set (4 pcs) XL 1981-94 (31596-85)
7	17013	Holder assembly (4 brushes) 1973-88 (31581-73)
8	2414	Chrome end cover BT 1965-88 (31565-67)
9	17014	Case thru bolts (31576-73) (pr)



## Hitachi-Type Starter Motors

Reproductions of the original equipment Hitachi electric starter motor used on many Harley-Davidsons from 1973-88.

PCP	Description
4805	Black starter motor (31570-73)
4806	Chrome starter motor
2414	Chrome end cover (31565-67)

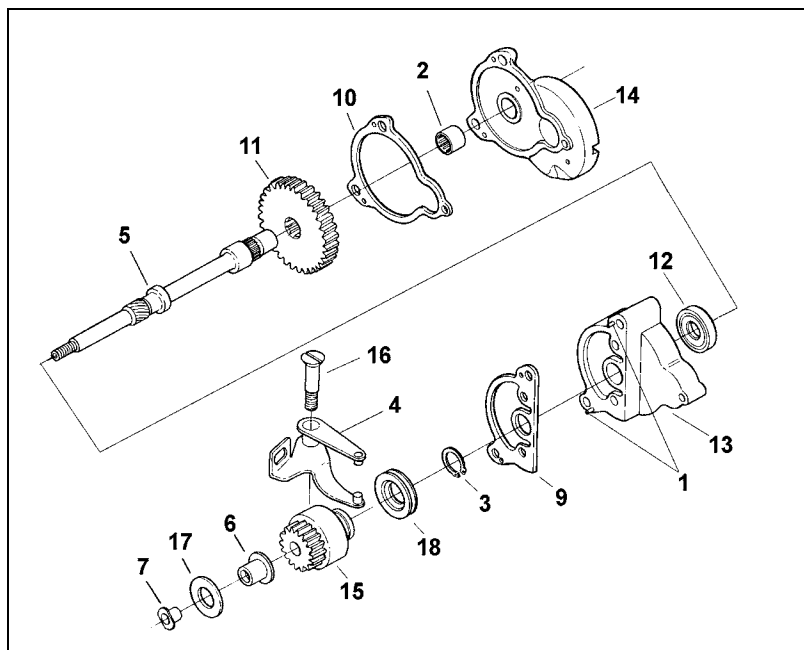


## Chrome Starter End Cover

A simple-to-install chrome starter motor end cover kit for all Big Twins with Hitachi or Prestolite starters 1965-88

PCP	Application
2414	31565-67
45456	T/L 1984-85 with Prestolite (31524-80)

# Starter Related



## Starter Shaft Related 1982-on FLH-80, Classic

PCP	Item
1	10106 Roll pin (334A) (10 PK)
2	15608 Housing needle bearing (9062)
3	11020 Retaining ring (11039) (10 Pk)
4	62220 Shift lever (31300-80A)
5	62221 Starter shaft (31310-80A)
6	62222 Spacer, shaft (31311-80)
7	12545 Shaft nut (31312-80)
9	25187 Housing gasket (31320-80) (10 Pk)
10	25188 Cover gasket (31321-80) (10 Pk)
11	62203 Shaft gear (31340-80)
12	14037 Oil seal (31341-80) (5 Pk)
13	62224 Housing, Classic (31387-80)
14	62225 Housing cover (31397-80)
15	592 Bendix drive (31443-65A)
16	4026 Pivot bolt (31478-65A)
17	11823 Thrust washer (31502-65) (5 pack)
18	4023 Shift collar (31503-65)



### Starter Motor Bracket

Zinc finished bracket fits Hitachi starters on BT and FXR 1983-89 models. Replaces 31479-83.  
27107



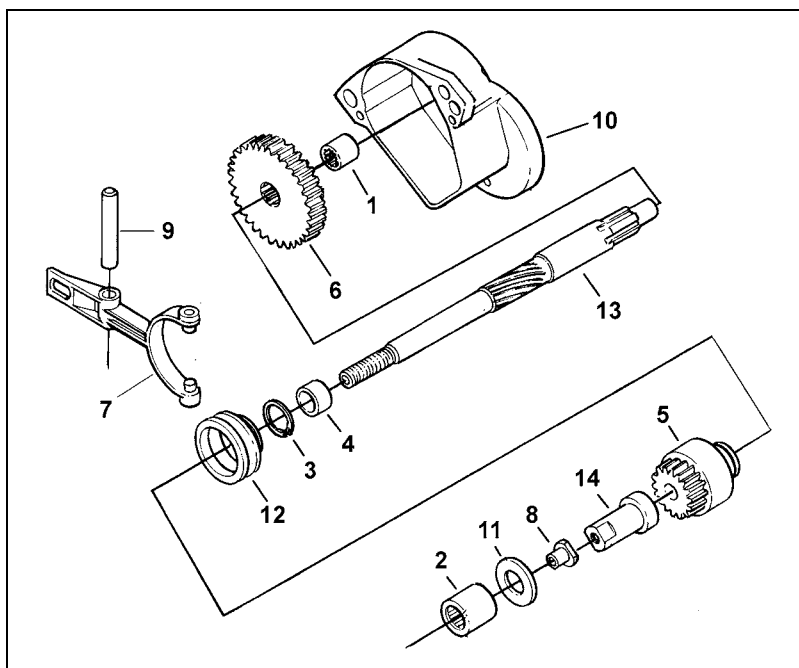
### T/L Chrome Starter Solenoid Cover

Chrome cover fits all 1994-06 models except 2002-on VRSC models.  
64291 31783-00



### Starter Shift Lever


For 4-speed belt drive models.  
27120 31300-84



## FLT 1980-on, FXR 1982-on Starter Related Hardware

PCP	Item
1	15608 Housing needle bearing (9062)
2	15609 Cover needle bearing (9063)
3	11020 Retaining ring, collar (11039) (10 pk)
4	3058 Spacer (11041)
5	592 Bendix drive (31443-65A)
6	4904 Gear 1980-85 (31485-65)
7	62204 Shift lever, starter (31491-79)
8	12547 Nut, shaft (31493-67)
9	10133 Pivot pin (31495-79)
10	21701 Housing L83-85 (31497-83)
	62208 Housing 1986-88 (31572-86)
11	11823 Thrust washer (31502-65) (5 pk)
12	4023 Shift collar (31503-65)
13	62211 Starter shaft, 1979-84 (33120-79)
14	62213 Spacer, shaft 1979-88 (33121-79)

# Batteries



## Yuasa Yumicron

The Yumicron's high technology separators allow two extra plates per cell to be installed, for a 30% improvement in cranking performance. This added power is beneficial for Touring bikes with lot of accessories or modified bikes with high lift cams, high compression and performance carburetion. Yumicron's reserve power is an added bonus when encountering the occasional starting problem.

PCP	OEM	YUASA
6880	66010-82A	Y50-N18L-A
6881	65991-75C, 65991-82A	YB16-B

## Yuasa Yumicron CX

The original small engine starting battery to use "lead calcium" technology that generates a more powerful, longer lasting battery that requires less maintenance. The Yumicron CX will generate 5% to 8% more cold cranking amperage than the high output Yumicron battery. For bigger bikes this means more reserve power and greater endurance. An added bonus during winter storage is that the Yumicron CX holds its charge better than lead antimony batteries which results in a longer shelf life and longer periods between charges.

PCP	OEM	YUASA CX
6884	66010-82A	Y50-N18L-A-CX
6883	65991-75C, 65991-82A	YB16-B-CX
6885	65989-90A	YB16HL-A-CX

## Yuasa GRT

Spillproof 'Gas Recombination Battery' is virtually maintenance free. Once it's filled with acid it is permanently sealed which prevents water loss and eliminates the need to check acid levels. The GRT holds its charge better than lead antimony batteries which results in a longer periods between charges when used in standby mode or during winter storage.

PCP	OEM	YUASA GRT
6886		YTX20-BS
6887	65989-97	YTX20L-BS
6888		YTX30L

The YTX20 sealed, maintenance free battery may be used as an optional upgrade but some modification to the hold down may be necessary.

**Note:**  
**For Pick-Up Customers Only.**  
**Shipping is not available on GRT batteries**



## Yuasa Battery Application

CC	Year	Model	Yumicron	Yumicron CX	Yuasa GRT
1340	'97-on	FXD, FXD Conversion, FXDWG, FXDL, FXST series, FLSTS, FLSTF, FLSTC	-	-	YTX20L-BS
		'97-99	FLHT series, FLHR (66010-97)	-	-
		'91-96	FXST series	-	YB16HL-A-CX
	'91-96	FLST series	-	YB16HL-A-CX	YTX20L-BS
	'86-90	FLST series	YB16-B	YB16-B-CX	YTX20-BS
	'82-94	FXR series	YB16-B	YB16-B-CX	YTX20-BS
'80-96	FLT/FLHT series, FLHR	-	Y50-N18L-A-CX	-	
1200	'97-on	XL series	-	-	YTX20L-BS
	'87-96	XL, XLH	-	YB16-B-CX	YTX20-BS
1100	'87-93	XL series	YB16-B	YB16-BCX	YTX20-BS
883	'97-on	XLH	-	-	YTX20L-BS
	'86-96	XLH	YB16-B	YB16-B-CX	YTX20-BS

## XL Left Side Battery Cover 2004-on 59575



# Battery



## Chrome XL Left Side Battery Cover 2004

This easy to install chrome cover is designed to follow the contour of the frame on the left side of 2004 XL models.

**64209** 66261-04



## Chrome Battery Side Cover

This chrome cover hides the batteries on 1997-2003 XL models and 1997-05 Dyna Models. Can also be used with OEM 66367-97 or 66368-97 top covers.

**64210** 66718-01



## FXD Chrome Battery Cover 1991-on

One piece design covers top and side. PCP# 45399 features a lower black inlay.

**45399** 1991-05

**45728** 2006-on



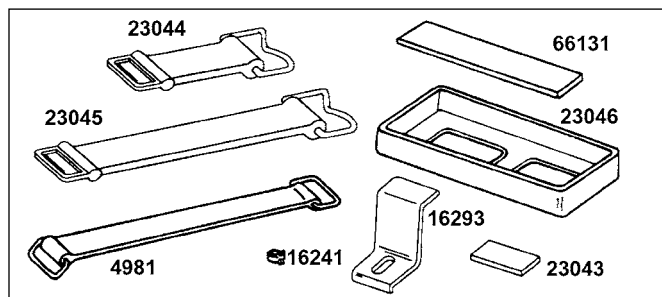
## Sealed AGM Battery

"Absorbed Glass Mat" technology provides higher cold cranking amps, better rechargeability with longer overall life. Battery comes ready to install in a completely sealed black case that is maintenance free. Additional features of this battery include lock bonded plates, stainless steel terminal bolts and an exact fit.

**Note:** 1998 and earlier FX-XL models require battery side cover and top cover.

### PCP Application

- 6890** 1973-94 FX-FXR, 1977-78 XLCR, 1979-96 XL, 1984-90 FXST-FLST, 1999-2000 FXR (65991-82B and 65991-75C)
- 6891** 1997-on XL, FXD, FXST, FLST (65989-97B)
- 6892** 1980-96 FLHR, FLHT, FLT (66010-82B)
- 6893** 1997-on FLHR, FLHT, FLTR (66010-97B)
- 6894** 1991-96 FXD, FXST, FLST (65989-90B)
- 6895** VRSC 2002-on (65948-00)
- 6896** 2004-on Sportster (65958-04)



## FXST Battery Hardware

For 1984-99 Softail models.

### PCP Description

- 4981** Strap 1984-92 FXST, 1980-on FLT (66105-77)
- 23043** Clamp pad 1993-99 (66004-93)
- 16293** Clamp 1993-99 (66185-93)
- 23044** Front strap 1993-99 (66109-93)
- 23045** Rear strap 1993-99 (66111-93)
- 16241** Vent clamp (10067) (10 pack)
- 66130** Tray insert 1986-96 (66210-85B)
- 23046** Tray insert 1997-99 (66210-97)
- 23070** Tray insert 2000-on (66210-00)
- 66131** Pad (66309-84, 66103-74A) (pair)

# Battery Box

## Chrome Battery Cover

Quality chrome plated cover adds a stylish accent while covering the area between the seat and oil tank.


- 28922** FXST 1984-90  
**28926** XL 1983-on



## ISO Mounting Rubber Studs

All types UNC threads as OEM. 1/4" used on FX-XL-FL battery box and oil tank, 5/16 size on FX dash.

- | PCP          | Size   |
|--------------|--|
| <b>1154</b>  | 1/4" Male-Male, Preston (62563-65) (10 pk)   |
| <b>23024</b> | 1/4" Male-Male, OEM (62563-65)(5 pk)         |
| <b>5444</b>  | 5/16 Male-Male (ea)                          |
| <b>23069</b> | 5/16" x 1/4" XL oil tank (62569-94)          |
| <b>23001</b> | 5/16" Male-Female for FX dash (50235-63)(ea) |
| <b>23006</b> | 1/4" Male-Male with spring (10 pk)           |
| <b>23026</b> | 5/16" Male-Male, horn (69125-65) (ea)        |
| <b>23031</b> | FXST bumper (11451) (pr)                     |



## Battery Pad Kits

- 1261** FL-FLH electric start big H-12 Battery  
**1262** FXE electric start 12N164B size Includes bottom and cover pads.

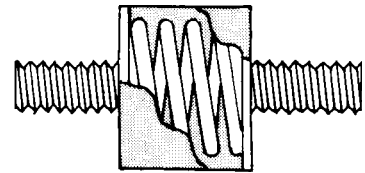
## XL Lower Battery Pad

- 1997-03**  
**23081** 66214-97




## Heavy Duty Battery Box Rubber Mounts

Features an internal spring which makes it stronger than the rubber original.



Includes 1/4 - 20 x 1/2" long threaded studs and steel plates. This mount also works great for mounting many custom parts. Replaces OEM 62563-65.

- 23006** 10 Pack



## Chrome Iso Mount Kit

Kit includes two 1/4 x 20 Iso mounts and two chrome billet covers.

- 44157**



## FXST-FLST Electrical Box


Fits 1996-99 type includes lid.

- | PCP          | Application            |
|--------------|------------------------|
| <b>29497</b> | 1996-99 Box (72147-96) |
| <b>12646</b> | Mounting nuts          |

## Battery Overflow Catch Tank (fits all models)

The overflow catch tank ensures against acid overflow damage while properly venting the battery. The 4" x 3/4" plastic trap allows you to keep an eye on the acid level even when your battery is fully covered. The catch is easily mounted vertically or horizontally with the mounting strap included. Sold each.


- 17021**



## FXST Battery Cushion

- |              |                                 |
|--------------|---------------------------------|
| <b>66130</b> | Tray insert 1986-96 (66210-85B) |
| <b>23046</b> | Tray insert 1997-99 (66210-97)  |
| <b>23070</b> | Tray insert 2000-06 (66210-00)  |

# Battery Covers



## Stainless Steel Battery Hold-Down Straps

Manufactured from 18-gauge stainless steel to meet or exceed OEM specifications.

### PCP Fits

- 1389** Electric start 4-speed FXE/FXWG/FXSB 1973-85 and all Sportster® models from 1982-97 (66476-73)
- 17449** FXE 1981-85 and XL 1982-97 (66476-73A)
- 17450** XL 1998-03 (66476-98)
- 17451** XL 2004-on (66476-04A)



## Chrome Battery Top Cover and Strap Kit

- PCP Application**  
**45834** 1997-on XL



## Dyna Chrome Battery Cover

One piece, chrome cover for 2006-on Dyna models.

- 64329** 66375-06



## Dyna Chrome Battery Cover Bands 2006-on

Chrome battery bands replace original satin finish bands on 2006-on Dyna models.

### PCP Style

- 64330** Script (66443-06)
- 64331** Skull (66442-06)



**1388**



**45436**



**45443**



**45437**



**45381**

## Chrome Battery Top Covers

### PCP Fits

- 1388** Electric start XL 1982-96 (66367-73T)
- 45443** XL 1997-03 1200/S (66367-97)
- 45381** FXD 1991-95 (not shown) (66368-90)
- 45436** FXD 1996 (66368-96)
- 45437** FXD/L/WG 1997-05 (66368-97)



**858**



**851**



**45358**



**45390**



**2423**



**45380**

## FXE, FXD and Sportster® with Electric Start

Chrome battery covers complete with cell viewing window. Fits all BT 4 speed electric start models (except Softail®) 1973-86 and all Sportster® models 1982-99.

### PCP Description

- 851** Plain (66070-83T)
- 858** Louvered
- 2423** Slotted
- 45380** Plain FXD Style 1982-99 XL, Dyna 1991-96 (66347-91)
- 45358** XL 1997-03 (embossed)
- 45390** FXD 1997-05 and XL 1997-03
- 45728** FXD 2006-on



**45728**

# Battery Cables

## Replacement Battery Cables

Replica of the originals with heat shielded terminal ends.

Measured from tip to tip.

### Ground Cables

PCP	Size	Application
17182	12½"	Ground 1997-on XL (70097-97)
17150	9¾"	Ground 1984-88 FXST (70011-84C)
17152	11¼"	Ground 1985-86 FXR (70062-85)
4010	15½"	Ground 1984-88 FXST (70064-84A)
2811	12"	Ground 1982-84 FXR; 1986-96 XL (70097-75A)
17154	8½"	Ground 1982-92 FLT; 1987-on FXR (braided) (70186-82)
2810	9"	Ground 1965-85 FL (70209-65A)
17158	13½"	Ground 1989-90, 1993-on FXR (70083-89)
17164	13¾"	Ground 1993-on FLT (70267-93A)
17162	9½"	Ground 1991-94 Dyna (70103-90)
17175	10½"	Ground 1995 Dyna (70103-95)
17177	7"	Ground 1995 Dyna (braided) (70276-95)
17176	8½"	Ground 1996-on Dyna (70103-96)
17178	8¾"	Ground 1996-on Dyna (70276-96)
17179	8¾"	Ground 1997-on FLH (70042-97)

### Positive

17181	9¾"	Positive 1997-on XLH (70076-97)
17156	9½"	Positive 1989-90 FXST (70064-89)
17157	30½"	Positive 1989-92 FLT (70033-89A)
17160	12"	Positive 1991-E95 all FXST (70078-91A)
17172	11½"	Positive 1996-99 FXST, FLST (70078-96)
17183	12"	Positive 2000-on FXST, FLST (70078-00B)
17161	15¼"	Positive 1991-95 Dyna (70102-90A)
17173	15¼"	Positive 1996-on Dyna (70102-96)
17163	10"	Positive 1993-on FXR (70060-92A)
17165	14¾"	Positive 1993-on FLT (70377-93)
17170	13"	Positive FXR 1989-94 (70073-89A)
17174	13¼"	Positive FLH 1997-on (70377-97)

### Misc.

17151	30½"	Positive & starter 1980-88 FLT (70033-79A)
2809	16"	Solenoid to battery and starter 1971-85 FX; 1984-85 FXST, 1965-85 FLH. Positive to solenoid 1982-88 FXR (70069-65B)
4008	16¼"	Solenoid to starter 1983-on all FX, 1984 FXST, 1983-85 FLH (70069-83A)
17153	8½"	Solenoid to starter 1982-88 FLT (70100-79A)
4002	16"	Positive to solenoid 1982-88 XL (70083-82)
17155	15¼"	Positive to solenoid 1989-on XL (70076-89A)
4191	23¾"	Bat. to relay 1984-on FLT (70966-84)
17166	10¾"	Bat. to circuit breaker 1993-on FLT (70036-93)
17167	15"	Circuit breaker to starter 1997-on FXST (70044-96)
17168	11½"	Circuit breaker to starter 1997-on FLT/FLH (70045-94A)
17180	13¾"	Starter to ground cable 1997-on FLH (70267-97)
17178	8¾"	Starter to ground 1996-on Dyna (70276-96)



### Starter Relay

PCP	Fitment
3329	FXE 1979-99 (31506-79C)
62021	Relay with diode 1979-99 (31504-91B)
17248	Relay with skirt BT 1980-90
62024	2000-on starter/fuel injection (31522-00)



**ACCEL**  
MOTORCYCLE  
PRODUCTS

### Accel Motorcycle Gold Battery Cable Sets

Two cable sets feature 1667 strands of tin plated copper cable making up the 4 gauge cable, and top-of-the-line gold plated terminals to deliver maximum energy to the starter. In addition, their high temperature translucent black jacketing resists heat while allowing maximum flexibility.

PCP	Application
28527	1993-07 FLT, FLHT, FLHS and Road King 5 speeds
28528	1989-07 Softail
28531	1991-07 Sportster
28530	2004-05 Dyna Glide
28529	1991-03 Dyna Glide



# Wiring Harness



## Sportster Wiring Harness USA

Colour-coded harnesses, for stock applications. The harness uses PVC insulated wire and looms. All harnesses include correct length wires and connections already installed. (no wiring diagrams, use OEM manual)

**Note: The use of your original handlebar and taillight harness is required.**

## XLH ELECTRIC START-Main Harness Only

- 29467** 1986-90 XL, XLS (70135-86)
- 28686** 1991 XLH (70135-91)
- 28688** 1992-93 XLH (70135-92)



## Wiring Harness Kits BT 1984-on USA

Main harness does not include any extra wiring (only OEM type main wires in a plastic housing) Complete kits have plastic looms and include all low tension wires and handlebar, regulator, circuit breaker, taillight and turn signal wires. All harnesses include correct length wires and connections already installed. (no wiring diagrams, use OEM manual).

### FXWG

- 28614** 1980-85 FXWG Main (70214-80A)

### FXR

- 28682** L1984-E85 FXR, FXRS, RT Main (69545-84)
- 28683** 1986-88 FXR, FXRS Main (69551-85)
- 28684** 1989-92 FXR, FXRS Main (69551-89)
- 28685** 1991-93 FXR, FXRS Main (69551-91A)
- 28692** 1994 FXR (69555-94)
- 28687** 1989-90 FXLR (69555-89)

### FXST

- 28600** 1987-88 FXST Main (70216-87A)
- 28601** 1989-90 FXST Main (70216-89)
- 28602** 1991-92 FXST Main (70216-91A)
- 28603** 1993-95 FXST Main (70216-93A)
- 28678** 1989-95 Ignition switch harness
- 28679** 1996-97 FXST-FLST Main (70216-96)
- 28680** 1998-00 FXST-FLST Main (70216-98)

### FLHS

- 29480** 1987 FLHS Main (70980-87)
- 29481** 1988 FLHS Main (70980-88)
- 29482** 1989 FLHS Main (70980-89)
- 29483** 1990-91 FLHS Main (70245-89A)

### FLTC-ULTRA

- 29492** 1987 FLTC, FLHTC Main (70263-87)



## T/L Chrome Electrical Panel Cover and Trim

Chrome cover features hidden mounting hardware and a diecast trim with black stripes and bar and shield emblem.

- 64294** 1991-98 Dyna (66318-98)



## Iso-Mount Chrome Cover

Covers black 1/4" Iso studs. Pair.

- 44069**



## FXST Extreme Duty Battery Cable Set 1989-07

These 2 gauge wire cables are fat and flexible. Use to transfer more cranking power with the very least amount of voltage drop. Over 2000 strands of bare copper are covered in a special vinyl insulation that is encased in a synthetic thermo-rubber jacket. Dealed and insulated with black heat shrink tubing to block moisture from penetrating into the cable.

- 17184** Includes one 10" and one 12" cable


# Wiring Harness



## FXST Wire Harness Kit "Builder's Kit" USA


Includes main harness, handlebar, ignition switch and taillight wire with all necessary fittings and junctions.

PCP	Year
28689	1987-88
28690	1989-90
28691	1991-95



## Wire Harness/ Dash Base Assemblies

PCP	Type	Application
28728	5 Light	FXST,FLST 1987-88 (6 post key switch)
28729	5 Light	FXST,FLST 1989-90 (6 post key switch)
28727	5 Light	FXST, FLST 1991-95 (6 post key switch)



## Socket Locks 1994-on

PCP	Application
10430	6 Way socket lock (72156-94) (10 pack)
10431	12 Way socket lock (72159-94) (10 pack)



## Chrome Nylon Tie Straps

PCP	25 PK
17251	4"
17252	7"

## Chrome Switch Housing and Switch Assembly

Assemblies include chrome housings, chrome switches, longer leader wires and internal mount screws. **These kits are not for radio models**

PCP	Years	Length
59249	1982-95	48"
59250	1996-06	48"
59866	1996-06	60"

## Black Cable Ties

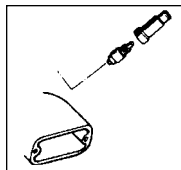
2724	4" long (100 pack)
2722	7" long. (100 pack)



## Rubber Stop Switch Caps

Caps protect the stop switch from moisture.

PCP	Application
17103	Rear XL 1982-on (41642-82) (ea)



## Flex Chrome Hose Covering

Features heavy gauge mylar construction with chrome finish.

PCP	25' Length
77459	1/4"
77460	3/8"
77461	1/2"



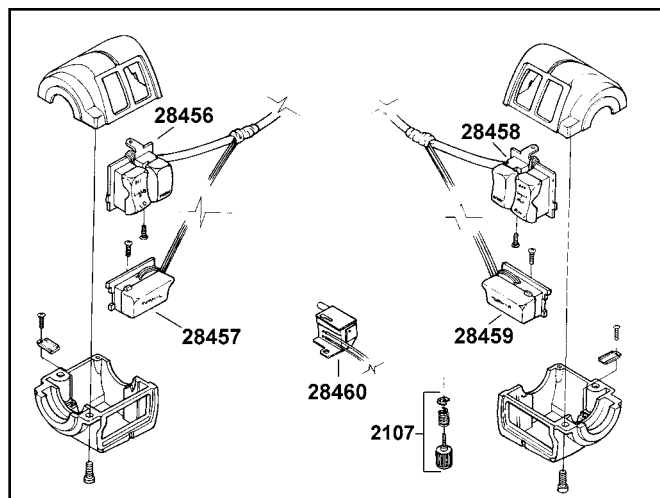


## Handlebar Harnesses for All Models 1982-95

Colour coded, correct gauge, wiring harnesses that replace the OEM shorter harnesses. Both kits have black vinyl casing. Kit has connectors and handlebar wiring retainer clips.

**28652** 1982-95 Stock 36"

**28655** 1982-95 Extended 48"



## 1982-95 Handlebar Switches

Suited as replacements to the original parts. Comes soldered to 12" lengths of wire. Fits all models 1982-95.

Black	Chrome	Description
28456	28461	Dimmer/horn (71597-92)
28457	28462	Left turn signal (71598-92)
28458	28463	Engine start/stop (71589-92)
28459	28464	Right turn signal (71591-92)
28460		Front stop switch (71590-92)
2107		Throttle adjusting screw all (56397-74A) 1974-on w/stock throttle (56394-74)
	46010	Chrome housing set
73567		Mount clips (31557-93) (10 pk)



## PVC Covered Taillight Wires FXST 1991-95

**28667**



## Chrome Switch Kit

Fits 1982-95 with 36" wires.

**28452**



## Complete Harnesses with Switches 1982-95

Each switch set comes with a 48" wiring harness which will accommodate tall handlebars. Are ready to install in **your switch housings**. Fits all Sportster® and Big Twin models (except those with radio controls) 1982-95.

**28450** Complete kit, black

**28451** Complete kit, chrome

# Wiring

28497



28498



## Pre-Assembled Switch Kits BT 1996-09

These kits are offered in black or chrome plated and include colour coded 48" wires and switches attached. For 1996-09 models except radio control models.

28497 Black

28498 Chrome



62217

## T/L Chrome Switch Cover Set 1996-on

Snap on chrome covers replace existing black switch covers.

PCP Application

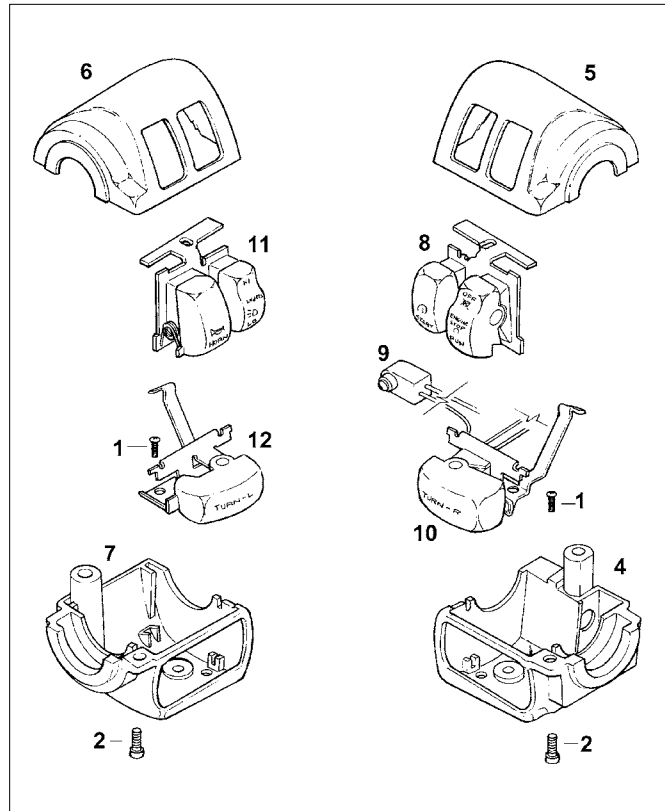
- |       |  |
|-------|--|
| 62215 | FX, FXD; XL, FLHR 1996-on, FLHRC 1998-01 and VRSC 2002-on (71804-03) w/no cruise control |
| 62216 | FLHT/ C, FLHX, FLTRX, FLHXXX 96-on (71803-03)  |
| 62217 | FLHTCU 96-on, FLTR 98-on (71802-03)  |
| 62218 | FLHRC/I and FLHR models with cruise control 2002-on (71808-03)                           |
| 62223 | FLHT/C/X, FLTRX, FLHXXX 96-* with cruise control (71816-09)                              |



## 1982-On Switch Housings (Not with Radio)

A 4-piece chrome set replacing upper & lower of right & left sides. Use your existing screws and wiring/switches for assembly.

- 46010 Kit 1982-95 (not for radio) (set of 4)
- 46011 Kit 1996-06
- 46040 Kit 2007-on
- 24503 10 Screws, cad finish (2508)



## Black Switches & Housings for 1996-on

These black switches with white lettering are a direct replacement for OEM housings and each switch includes a cable strap and heat shrink tube, as stock.

#	PCP	Description
1	24549	Screw (2558) (10 pk)
2	24550	Screw (3658) (10 pk)
4	46008	Chrome lower right housing 96-06 (71563-96)
5	46009	Chrome upper right housing 96-06 (71564-96)
6	46012	Chrome upper left housing 96-06 (71567-96)
7	46013	Chrome lower left housing 96-06 (71568-96)
8	28487	Engine stop/start switch (71589-96A)
	28492	As above, chrome
	66149	T/L black engine stop/start switch (91684-06A)
9	28488	Stop lamp switch (71590-96A)
10	28489	Right turn signal switch 1996-99 (71591-96)
	28494	As above, chrome
11	28490	Dimmer and horn switch (71597-96A)
	28495	As above, chrome
	66151	T/L black dimmer and horn switch (71682-06)
12	28491	Left turn signal switch 1996-99 (71598-96)
	28496	As above, chrome
	29141	T/L left turn signal 2000-on (71685-06A)
	29142	T/L right turn signal 2000-on (71683-06A)
13	10430	(not shown) 6 way socket lock (72156-94) (10pk)
	10418	(not shown) terminal socket (72191-94) (10pk)



## Topline Turn Signal Switch 2000-on

- 29141 Left (71685-06A)
- 29142 Right (71683-06A)



## Heat Shrink Tubing

Sold in 10 packs of 6" lengths.

PCP	Size
28710	3/16" (3.5mm)
28703	1/8" (2.3mm)
28711	1/4" (6mm)

## HEAT SHRINK TUBING



**BLACK ONLY**

For safe, clean custom wiring jobs, cut to length, thread your wires and carefully apply heat. The insulation shrinks to a perfect custom fit around your wires.

4931	1/4" x 4' length
4933	3/8" x 4' length
28712	5/8" x 4' length



## Vinyl Coated Cable Clamps

Can be mounted to frame, fork, or fenders to help route cables, wires, or brake lines. Mount hole available in 1/4" or to fit #10 screws (.200). Clamp measurement is when compressed. Sold in 10 packs.

PCP	Size I.D.	Mt. Hole	OEM #
27600	1/4"	1/4"	
27601	3/8"	1/4"	
27602	1/2"	1/4"	9995
27610	1/2"	1/4"	
27603	7/16"	.200	
27604	1/2"	.200	38712-68

28700



28704



## Wiring Harness Loom Cover

Two versions offered, both traditional black fabric woven and black plastic (spiral wound, split casing). 25 foot rolls with inside dimensions listed.

Black Woven	Black Split Plastic	PVC Plastic Loom
28704 3/16" Roll	28700 1/4" Roll	28733 1/2" Roll
28705 1/4" Roll	28701 3/8" Roll	28732 5/16" Roll
28706 5/16" Roll	28702 1/2" Roll	28731 1/4" Roll
28707 3/8" Roll		28730 3/16" Roll
28708 1/2" Roll		
28709 5/8" Roll		



## Terminal Blocks

Includes 4 terminal studs or screw terminals with 10-24 threads. USA made.

17235	4 terminals, single bank
17245	8 terminals, double bank
17246	12 terminals, double bank
17247	16 terminals, double bank



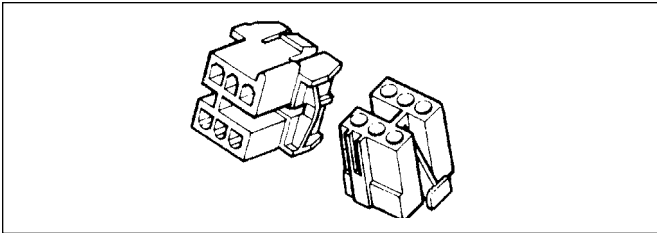
10432

10433

## Sockets 1994-on

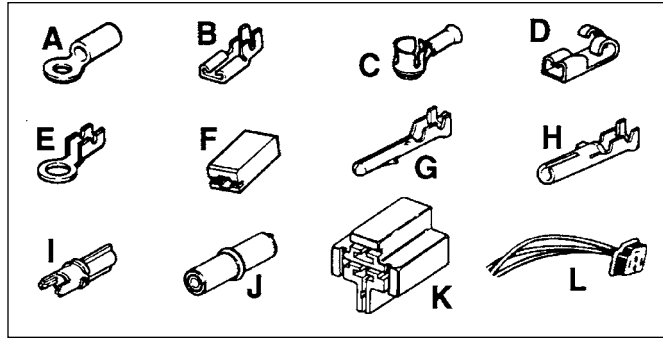
10432	6 way (72116-94BK) (pair)
10433	12 way (72119-94BK) (each)

# Wiring



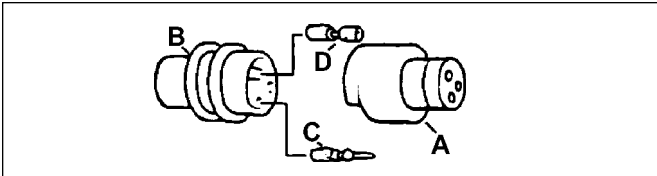
## Connector Blocks

PCP	Type
10420	Single pin (72043-71A) (5 pk)
10421	Single socket (72044-71A) (5 pk)
17229	2 Pin insulator (72035-71) (5 pk)
17230	2 Pin socket insulator (72034-71) (5 pk)
17210	6 Socket insulator (72037-71) (ea)
17211	6 Pin insulator (72041-71) (ea)
17233	10 Pin insulator (70294-87) (pr)
17232	10 Socket insulator (70293-87) (5 pk)
17213	12 Insulator socket (72278-74A) (ea)
17212	12 Pin insulator (72276-74) (ea)



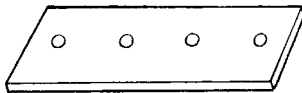
## Pins and Sockets

PCP	Item
10400	(G) Pin (72039-71) (10 pk)
10419	(G) Pin (72190-94) (10 pk)
10401	(H) Socket (72038-71) (10 pk)
10418	(H) Socket (72191-94) (10pk)
10420	(I) Single pin insulator (72043-71A) (5 pk)
10421	(J) Single socket insulator (72044-71A) (5 pk)
10422	(K) Starter relay connection (72046-79) (5 pk)
10423	(L) Headlamp connection (72047-71) (ea)



## Regulator Connector Fittings

PCP	Application
10424	(A) Regulator plug (72051-77A) (ea)
10425	(B) Wire harness regulator plug (74521-77A) (5pk)
10426	(C) Regulator connector pin (74536-77A) (10 pk)
10427	(D) Regulator connector socket (74539-77A) (5 pk)



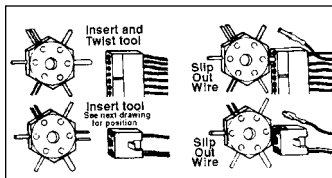
## Circuit Breaker Mount Rubbers 1984-95

Use to hold breaker in place on FXST, FLST models.  
**28288** 70939-84A (5 pack)

## Wire Terminal Tool

Easily depresses terminal lock tabs when disassembling factory wiring harness.

**26054** 97362-71



## Wire Terminals

### Ring Type Terminals (25 Pack)

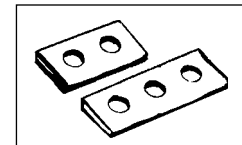
PCP	Item	Guage
10402	(A) #6 eye (9856)	16-22
10403	(A) #6 eye (9871)	14-16
10404	(A) #10 eye (9857)	16-22
10405	(A) #10 eye (9902) blue	14-16
10406	(A) #10 eye (9866)	10-12
10407	(A) 1/4" eye (9858) red	16-22
10408	(A) 1/4" eye (9862)	14-16
10409	(A) 5/16" eye (9863)	14-16
10410	(E) 5/16" eye (9945)	10-12

### Female Spade Type Terminals

PCP	Description
10412	(B) 1/8" (9904) (10 pk)
10413	(C) BT Neutral switch (9905) (5 pk)
10414	(B) 3/16" (9931) (10 pk)
10415	(B) 1/4" (9914) (10 pk)
10416	(D) 1/4" Right angle (9925) (10 pk)
10417	(F) 1/4" right angle insulator (71774-77) (10 pk)

## Connector Tabs-10 pack

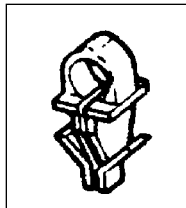
10428	2 Terminal (72275-74)
10429	3 Terminal (72277-74)



## Handlebar Wiring Clips

Clips snap into handlebars with holes at bends.

PCP	Size I.D.
50006	3/8" Black (10 pk) (56073-83)
50010	As above, chrome (4 pk)
50028	As above, chrome (10 pk)
50007	1/2 Black (10 pk) (70345-84)
50011	As above, chrome (4 pk)
50029	As above,chrome (10 pk)



## Handlebar Wiring Clip

Stainless steel clip attaches wire to bars at stock hole locations or can be drilled.

**17104** 56062-73 (10 pack)

