

Section 5A

Exhaust

BT to 1984, XL to 1985

Baffles-Brackets-Clamps ...	10-12,14,18
Drag Pipes	2-9
Exhaust Reproductions	15-20
Hardware	10
Mufflers	5, 13-14
Heat Shields	3, 9, 16, 22

Cycle Shack

FL 1949-84	5-7
FXE, FXWG	2-4
FXR	2
Ironhead 1957-85	8
Paughco	17-19

Shovelhead Rubber Mount FXR-FXRS Models 1982-83



Cycle Shack Muffler Pipes

These pipes feature 1-3/4" O.D. head pipes, one piece construction, 16 gauge tubing and 2-1/2" mufflers to keep the exhaust off the rear pipes and rear wheels. Provides excellent ground clearance. Fits 1982-83 Shovelhead FXR and FXRS models. Hardware included. Mounts on stock bracket. Designed to be used with factory clamps.

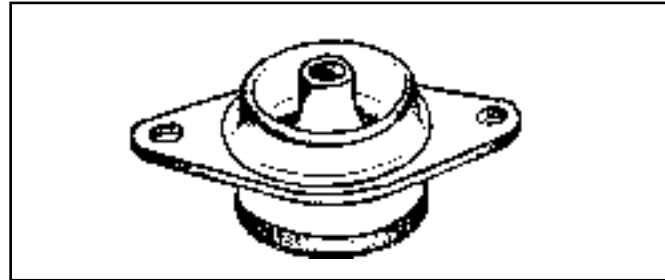
6429 PHD-122-SS



Chrome Heat Shields

Stock replacement shields include worm clamps.

PCP Application
45563 1980-84 FXWG (65556-80)



FXR Exhaust Bracket Mounting Block

Fits all FXR 1982-86 models. Replaces 65780-82. Each.

27242



1982 FXR Exhaust Pipe Bracket-Zinc

27271 Rear (65671-82)



Crossover Gaskets

These knitted steel gaskets are used in the crossover tube between the front and rear exhaust pipes. They fit all Sportster® and FXR models from 1982-94.

79470 Each (65781-82)



Cycle Shack Mufflers for FXR-FXRS-FXLR


Replacement mufflers for the 1982-86 FXR-FXRS-FXLR models. Choice of classic tapered, bold "SS", or stylish turn-out styles to give your FXR a new look and improved performance with these low restriction show-chrome beauties. Includes hidden channel mounts and T-bolts for mounting to factory support tube. Uses stock clamps. **Sold in pairs.**

3534 Turn-Out mufflers for 1982-86 FXR-FXRS
3536 Tapered mufflers for 1982-86 FXR-FXRS
3538 Baloney-Slice "SS" mufflers for 1982-86 FXR-FXRS

1971-84 Shovelhead



6454 PHD-208, 2" FX-FXE Drag Pipes



6214 PHD-108, FX-FXE Drag Pipes



Dual Copper Clad Exhaust Gasket

Asbestos gasket sandwiched between two sheets of copper. The ultimate in sealing.


25177 10 pack

FX-FXE Drag Pipes-Cycle Shack

Cycle Shack's FX-FXE drag pipes are a true 40-inch length and feature hidden channel mounts for use with a BK-2 bracket kit (not included), slash-cut ends, show chrome, and the best fit and ground clearance of any aftermarket pipes. Fit 1971-84 FX, FXE, FXB, FXS, & FXEF models. Also fits FXWG through 1982. Available with 1-3/4" O.D. or 2" O.D.

PCP	O.D.
6214	1-3/4" (PHD-108)
6454	2" (PHD-208)


2" Over and Under Drags by Radii



FXE Chrome Heat Shield Set

Each front and rear shield is fully contoured to fit Cycle Shack or other drag pipes with a similar bend. Supplied with clamps.

94019



FX, FXE 1973-84

PCP

95977 FX models must use OEM type FLH right side muffler support #3759.

831 Baffles

1164



Heat Shield

This beautiful chrome 7" long leg protector will keep your passenger's boots and pants from melting on your exhaust pipes. Fits 1-1/2" to 2" O.D. pipes.

1164

1971-84 Shovelhead



6416 PHD-115T, 1-3/4" Tapered Muffler Pipes



6418 Slash cut

1-3/4" Muffler Pipes-Cycle Shack

Cycle Shack's PHD-115 series muffler pipes feature 1-3/4" O.D. head pipes, 2-1/2" O.D. tapered mufflers, 16-gauge tubing, true one-piece construction, and the best ground clearance of any FX pipes in the aftermarket. Fits 1971-84 FX, FXE, FXS, FXB, & FXEF with Shovelhead engine including both 74-inch and 80-inch motors, with kick and electric starters. Designed to be used with late model (swingarm) kicker arm. Old style kick start arm may hit pipes. Also fits FXWG through 1982 (for 1983-84 FXWG see PCP #6421). Mount bracket (BK-2) included.

Cycle Shack 1-3/4" Staggered Duals for FX

A 1-3/4" exhaust system for FX models 1971-84 and FXWG 1980-82. Includes mounting bracket.

6416 Tapered style (PHD-115T)

6418 Slash-cut style (PHD-115SS)



Paughco FX Slash Cut Drag Pipes

40" long drag pipes are designed for shovelhead 4 speed FX models with kick or electric start and a swing out kicker arm. Features slider channels for use with hanger bracket #82123. Heat shields for the front and rear pipes are recommended.

PCP Style

95903 Slash cut


Heat Shields

PCP Fitment

94015 Front pipe

94016 Rear pipe


82123 Hanger bracket



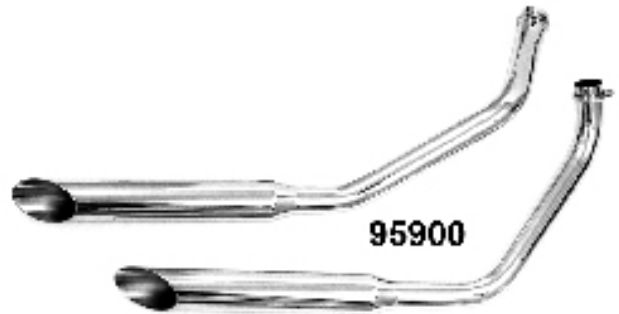

Chrome Up Sweep Header Sets by Paughco

Pipes include brackets and will accept straight fishtail extensions or mufflers which must be purchased and mounted separately. Three piece systems feature an 'S' type front pipe for better ground clearance PCP# 95855 and #95986 will not fit with electric start wrap around oil tank. PCP#95854 and #95987 can only be used with FXE type battery box. PCP# 95855 must be used with hydraulic brakes only.

PCP	Application	Type
95835	1948-57 Pan	Rigid (3 pce system)
95853	1958-65 Pan	Swing arm (3 pce system)
95854	1966-69 Early Shovel	Swing arm
95855	1966-69 Early Shovel	Rigid (3 pce system)
95986	1970-84 Late Shovel	Rigid
95987	1970-84 Late Shovel	Swing arm



For FX Shovelhead 70-84 Kick and Electric Start



Paughco 1-3/4" Staggered Dual Exhaust

Complete, 38" long exhaust systems are designed for shovelhead 4 speed FX models with kick or electric start and a swing out kicker arm. Features slider channels and includes a hanger bracket for installation. Heat shields for the front and rear pipes are recommended.

PCP	Style
95900	Super slash cut
95901	Tapered muffler set
95902	Megaphone muffler set

Heat Shields



PCP	Fitment
94015	Front pipe
94016	Rear pipe
82123	Hanger bracket

Shovel Exhaust Port Fastener Kit 1966-84

Includes copper/asbestos gaskets and features specially machined head port bolts designed to interference fit with special "E" clip locks and custom patterned offset washers. The bolt clamps the pipe to the head by wedging the patterned washers against the pipe while the washers are, in turn, wedged between the pipe and the "E" clip locks fitted to the bolt heads.



For Late FL-FLH Shovelhead 70-84 Kick and Electric Start

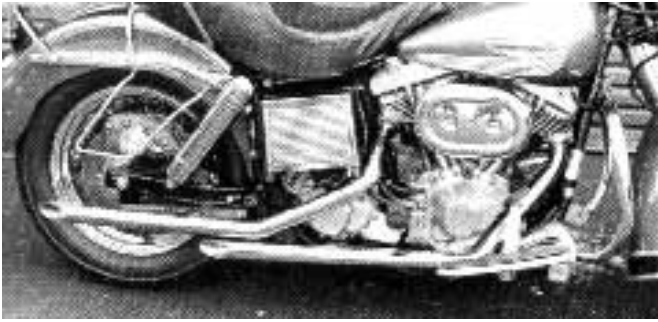


Cycle Shack Staggerd Mufflers FL 1970-84

Cycle Shack muffler pipes fit 1970-84 FL and FLH models with 74" and 80" Shovelhead motors with big batteries and both kick and electric starters. They feature an over-the-transmission rear pipe and a front pipe that clears stock floorboard mounts. Sheet metal relay cover under the battery must be removed. Will not fit dresser models with factory crash bars and bags. Features include 1-3/4" head pipes, true one-piece construction, all steel baffle, show-chrome, and great ground clearance. Mount bracket (BK-2) included. Must use late style swing out style kick arm.

6207	Tapered style (PHD-119T)
6208	Slash-cut style (PHD-119SS)
6209	Turn-out style (PHD-119TO)

For Late FL-FLH Shovelhead with Kick & Electric Start



Cycle Shack Late FL, FLH 1970-84 Drag Pipes

1-3/4" pipes feature true 40" length, hidden channel mounts to use our BK-2 bracket kit (not included), slash-cut ends, show-chrome, and great ground clearance. Fits 1970-84 FL-FLH models with nosecone Shovelhead motors with **both kick and electric start**. Sheet metal relay cover under battery must be removed. Will not fit dresser models with crash bars and bags.

95188 PHD-146, drag pipes

6270 PHD-103, drag pipes

Drag Pipes-Cycle Shack

Cycle Shack PHD-103—These 36" long 1-3/4" O.D. drag pipes have hidden channel mounts to use our BK-5 bracket kit (not included). Fits 1970-84 FL-FLH 74-inch 094 80-inch nosecone Shovelhead motors with either kick or electric start. Inside-the-frame front pipe can be used with factory floorboards and forward mounted master cylinder and an under-the-transmission rear pipe to clear large battery on FLH and Police Specials as well as dressers with factory crash bars and bags. To retain floorboards use #2066 bracket

6270 PHD-103, drag pipes



2066



4700

Warning: PHD-103 pipes have less ground clearance than original equipment and are designed for modified cycles with lengthened fork tubes. To avoid scraping on right hand turns, do not use these pipes unless front end is stretched at least 4" longer than stock or serious injury could result.

Floorboard Bracket FLH 1970-84

This bracket must be used to replace the right side factory floorboard mount if you want to retain floorboards on an FLH when using our series muffler pipes and drag pipes.

2066

Right Rear Mount Bracket 1970-84

1970-on foot board mount stud replaces 50655-70, zinc plated.

4700

Kreem Blue Shield

Blue Shield is an internal exhaust pipe sealant that is designed to prevent 'pipe blueing' on properly tuned motors. Since blueing is caused by excessive heat, it may still occur if an engine is not in proper tune or if the carburetor is jetted too lean. Slight blueing may occur on pipes with extremely sharp bends coming from heads. Install on new, clean pipes only.

78008 Each




Exhaust Stud Nut & Gasket Kit, 74" and 80"

This new improved kit prevents thread stripping in head using permanent studs. Kit includes 2 studs, 2 Sure seal flange gaskets, 2 chrome nugget nuts and lock washers.

2662 Kit fits Shovelhead 1966-84

25175 Gaskets only (10 pack)

1948-65 Big Twin



1-3/4" Drag Pipes for Panheads-Cycle Shack

These 38" long pipe sets will fit all Panheads from 1948-65 in Rigid or Swingarm frames and with mechanical or hydraulic brakes. Offered without brackets, these pipe sets can be mounted using PC #630 "P" clamps and universal flat straps.
6415 1-3/4" Drag Pipes (PHD-109)

Warning: Pipes on this page have less ground clearance than original equipment and are designed for modified cycles with lengthened fork tubes. To avoid scraping on right hand turns, do not use these pipes unless front end is stretched at least 4" longer than stock or serious injury could result.

For FL 1966-69 Shovelhead



Staggered Duals for 1966-69 Shovelhead

Cycle Shack 1-3/4" tapered muffler pipe sets for Shovelhead, generator style motors 1966-69. Front pipe is routed outside frame and the rear pipe under the transmission. Oil lines may need to be re-routed if motor has a late model oil pump. True one-piece construction pipes feature concealed mounting studs and are complete with mounting bracket (BK-74).

6409 Tapered style (PHD-113T)

6411 Slash cut style (PHD-113SS)

Slash Cut 12" Muffler Pipe Baffles

3315 All steel construction (ea)



T/L Chrome Crossover Pipe Shovelhead

For FL models 1970-84.

95774 65494-70

Sportster 1957-85



6445 PHD-112T, Tapered Muffler Pipes



Cycle Shack Staggered Duals--1979 XL's

A 1-3/4" exhaust system made exclusively for the 1979 Sportster. Includes mounting bracket.

6224 Tapered style (PHD-117T)

Muffler Pipes-Cycle Shack

These classic staggered duals feature our exclusive 16 gauge one-piece construction, 1-3/4" O.D. head pipes, 2-1/2" O.D. mufflers, all steel baffles, show-chrome, and the famous Cycle Shack fit for all "Ironhead" Sportsters, 1957-85 (*will not fit 1979 models*). When used on 1980-85 models, use our #2067 brake pedal stop. Mount bracket BK-4 included.

6445 Tapered style (shown)(PHD-112T)

6447 Slash-cut style (PHD-112SS)

6205 2" Tapered style (PHD-212T)

6298 1 3/4" x 40" drag pipes (PHD-110)

Brake Pedal Stop

The 1980-E87 Sportster® have a combination mounting bracket and brake pedal stop welded to the stock pipes. When the pipes are replaced, it is necessary to either cut off and re-use the stock brake pedal stop or to use our #2067 which does not have to be welded to the new pipes.

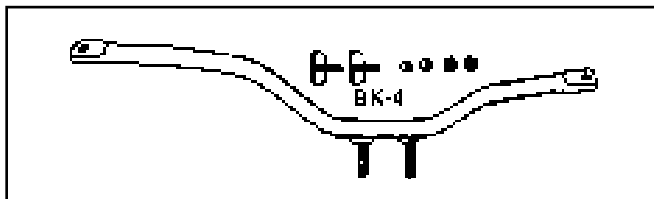
2067



Crossover Gaskets

Steel gaskets are used for installation in the crossover tube between the front and rear exhaust pipes. Fits all XL and FXR 1982-on. Each

79470 65781-82



6652 BK-4 Bracket Kit

Drag Pipes

All Cycle Shack Drag Pipes have slotted mounts on rear of pipe. Must use mount brackets on page 5-21. (Not supplied with Cycle Shack Drag Pipes)

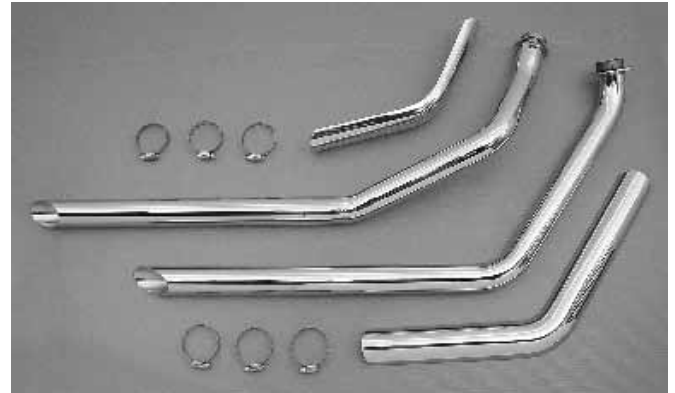



Cycle Shack 1-3/4" Drag Pipes

Fits	Engine		Length
6298	1957-78, 1980-84 All XL	Ironhead	40
6415	1948-65 All FL	Panheads	38
6270	1970-84 All FLH	Shovelhead	36
95188	1970-84 FLH as above (over tranny)	Shovelhead	40
6214	1970-84 All FX	Shovelhead	40

2" Drag Pipes

6454	1970-84 All FX Except 83-84 FXWG	Shovelhead	40
------	-------------------------------------	------------	----



MCM Drag Pipe Sets

With formed heat shields are 1-3/4" slash cut style 38" length. Pipes mount by 'P' clamp.

95956 Fits 1971-84 FXE



"Fire Ring" Exhaust Gaskets

Now the best of both worlds. Asbestos outer portion and brass inner for the maximum sealing power. The asbestos area keeps exhaust gases from escaping and the brass ring ensures a good seal between exhaust pipe and cylinder head. A must when installing exhaust systems on Harley FL and FX models 1966-84.

25175 65834-66B (10 pack)

2662 Shovel mount kit

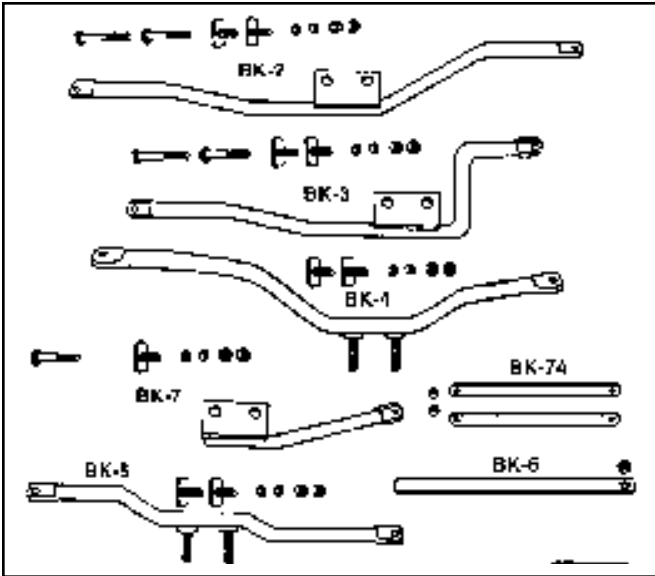


Muffler/Drag Pipe Heat Shields

Designed to fit with either drag or muffler type pipes. Covers do not have cut out for cross-over tube. Sold in sets.

94019 Smooth FXE Shovelhead

Mounting Hardware



Cycle Shack Mounting Brackets

Supports are available to fit Cycle Shack's muffler and drag pipes. A universal strap bracket is also available to fit most other pipes. Black finish.

PCP	Application
6650	FXE PHD-115/PHD-215 series muffler and PHD-108 and PHD-208 drag pipes (BK-2)
6651	FLH electric start only PHD-118 series (BK-3)
6652	XL PHD-112 and PHD-117 series mufflers and PHD-110 and PHD-210 drag pipes (BK-4)
6653	Late FLH's with kick and electric start PHD-103 and PHD-120 drag pipes (BK-5)
27007	12" Strap bracket for rear pipe on PHD-121 series muffler and PHD-111 and PHD-113 series Shotgun pipes (BK-6)
6654	Early FLH PHD-125 series pipes (BK-7)
732	Pair of 12" long universal strap brackets to fit other pipes for the H-D 74" engine produced with mounting studs. Not for use with adjustable channel mount. (BK-74)



T-Bolt Set

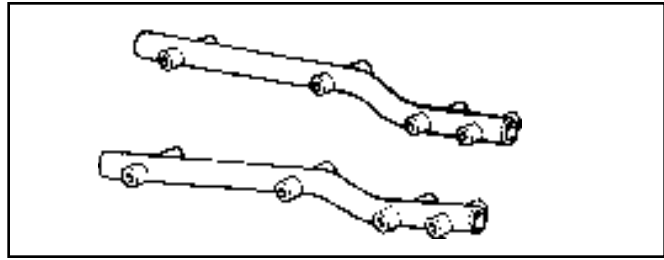
For use with muffler pipes that have channel type mounting. Includes nut.

797	5/16" x 18 bolt set (pair)
807	FXR T-bolt set (gold) (4 pack)

Exhaust Pipe Port Rings Only

Stamped steel exhaust pipe mounting rings for all 1966-83 Big Twins.

16506 Pair



FL Muffler Support Tubes (Black finish)

For use on FL 1958-84.



3759	Right (65318-58A)
3762	Left (65318-59B)



Shovel Exhaust Port Fasteners

Set consists of specially formulated and machined head port bolts designed to interference fit with special "E" clip locks and custom patterned offset washers. The bolt holds the pipe secure, not merely by thread tension, but clamps the pipe to the head by wedging the patterned washers against the pipe while the washers are, in turn, wedged between the pipe and the "E" clip locks fitted to the bolt heads.

2509 Shovelhead 1966-84, includes copper/asbestos gaskets



Genuine James Exhaust Gaskets.

PCP	Description
79473	Exhaust port ring 66-83 all Shovel (65834-68-A) (10)
79474	Steel core, 1966-83 Shovel (65834-68-SC2) (2 pk)
79475	Fire ring 66-83 all 1200, 1340 (65834-68-X) (10)



Black Exhaust Port Flange Allen Head Bolts

Fits Shovelheads 1966-84. (3201W)

940 Sold in 10 Packs.

Exhaust Clamps



Exhaust Port Clamps

Unique design allows bolt to be nearer the exhaust pipe for positive clamping strength. Also permits easy access with wrenches. Exceptionally strong chromed steel with allen bolts. Sold in pairs.

635 Sportster® XL 1957-85

636 Panhead 1948-65



Super Manifold Clamps

These high quality stainless steel aircraft clamps are designed with a heat treated T-bolt and self-locking nut.

5478 All XL's 1957-84 (sold in pairs)



Chrome Plated Muffler Hanger Clamps

Features 4-1/2" long strap to mount muffler body to frame. Sold in pairs unless noted.

3075	1-7/8"	3078	3"
3076	2-1/2"	3080	3-1/2"
3077	2-3/4"	3081	3-7/8"
3066	2-7/8"		

Short Strap as OEM Bracket

2549	2-7/8" Chromed (each)
3079	3-1/4" Chromed (pair)
3095	3-1/4" Stainless steel (each)
94201	3-1/4" Chromed (each)



Chrome Aircraft Style Exhaust Clamps

A custom exhaust clamp made of heavy-wall cold-rolled steel (1/8" wall), designed to allow the bolt to be nearer to the exhaust pipe. Complete with allen bolt. Sold in pairs.

3318 Panhead 1948-65 (65274-88T)

3314 Sportster® 1957-85 (65273-88T)

16239 Sportster® 1957-85 (extra wide for super hold)

Sportster® Front Pipe Clamp

Replaces OEM 65514-58. Use on all 1958-78 XL's. Also can be used as a universal hanger. Chrome plated. Sold each.

1436



Chrome Frame Mounting Clamp

1" Frame clamp for mounting exhaust pipes or foot peg's. Sold in pairs with hardware.

16203



Chrome Plated Pipe and Muffler Clamps

PCP	Size	PCP	Size
774	1-1/4"	629	1-7/8" (pair)
775	1-3/8"	3768	2" (each)
627	1-1/2"		
776	1-5/8"		
628	1-3/4"		

Baffles & Brackets



Mini Pipe Baffles 4"

Short length, full performance, all steel baffles, sold each.

3317 1-3/4" (shown)
831 2"



12" Drag Pipe Baffles

These replacement drag pipe baffles are extra long, sold each.


3556 1-3/4"
3557 2"



3315

Silencer Inserts

3315 2-3/8" I.D. replacement "SS" baffle for Cycle Shack
Not straight through.



Chrome Universal Flat Straps

Sold Each
580 3"
632 6"
581 8"




Chrome Centre Hangar Clamps for Mufflers

Clamps fit muffler O.D. sizes as noted. Sold in pairs.

Mounting tabs must be drilled.

PCP	O.D. Size
94202	3"
94203	3 1/4"
94204	3 1/2"



Chrome "P" Clamps

Clamps are made of cold rolled steel and are 1/8" thick and 7/8" wide. The adjustable flat bar of the clamps measures approximately 6-1/2". Sold each.

PCP	Size
787	1-1/2"
788	1-3/4"
778	2"



Frame Mounting Clamp Sets

1" Frame clamp for mounting exhaust pipes or foot pegs. Sold in pairs.

PCP	Finish
16203	Chrome
16209	Black



Offset Bracket

For exhaust systems.

730

Fishtails & Tips



Fishtail Tips for 1-3/4" Pipes

Chrome exhaust tips slip over the outlet of the muffler or straight pipe. Available in 1-3/4" inlet diameter, these classic fishtail tips measure 7" long and 5-5/8" high. (Sold each).

3774 Fishtail 1-3/4" diameter x 7" length



FL Style Fishtail Mufflers

Show-chrome replica of the 1958-66 FL muffler. This clean, bracketless muffler allows left or right side mounting and has a 1-3/4" inlet. Available in two lengths. 3-1/4" body O.D.

6042 28" long (65244-62) (each)

6043 33" long (65258-88T) (each)



Un baffled Fishtail Straight Pipes for 1 3/4"

94000 30" Fishtail straight pipe, 1 7/8 O.D. pre '85 (each)

94001 36" Fishtail straight pipe, 1 7/8 O.D. pre '85 (each)



Classic Fishtail Muffler

Show-chrome muffler with an antique style tip. This clean, bracketless muffler allows left or right side mounting and has a 1-3/4" inlet. 34" long with 2-1/2" body O.D.

6507



Knucklehead Stock Replacement Muffler

Replaces OEM 65251-41. Fits all Big Twins 1941-49.

Muffler body O.D. 3 1/4"

93005 Black (1001-41)

93006 Chrome 3-1/4 O.D.



Fishtail Muffler 1932-48

Fits all two wheel 45's with 1-1/2" I.D. 1932-48.

6328 Chrome

6809 Black



Chrome Original Style XL and FX Mufflers

OEM seam type replaces 65230-65 for Sportsters and Super-glides. 2-1/2" body O.D.

Sold Each

94700 1958-61 Sportster (65230-58)

94701 1962-64 Sportster (65230-62)

94702 1965-76 Sportster (65230-65A)

1971-76 FX, FXE



Fishtail Mufflers - Chrome

2-3/4" diameter with inlet to fit 1-3/4" O.D. pipes. Steel baffle core. Clamps sold separately.

6351 30" long (each)

6352 36" long (each)

3077 Body clamps 2-3/4" (pair)

629 End clamps 1-7/8" (pair)

Mufflers



Turn Out Mufflers for Big Twin 1958-84 4 Speed

By using FLT muffler clamps #16227 these mufflers can be installed on 1980-84 FLT's. Great for single or dual exhaust use on FLH models. 3" diameter. Slots and brackets on rear of muffler. Mount track on back, sold each.

- 95700** 29" Long x 3" body O.D. (pictured)
- 95701** 36" Long x 3" body O.D.
- 3078** 3" Body clamps (pair)
- 629** 1-7/8" End clamps (pair)



Cigar-Type Mufflers - Chrome (Each)

Chrome plated, these mufflers are exact replacements for all 1950-66 FL, FLH. 1-3/4" Inlet, 3-1/4" Body Diameter.


PCP	Fits	Length
6329	1950-57	24", (Preston) (65235-50)
95735	1950-57	24" Black (Preston)
95706	1950-57	24" USA made (65235-50)
95707	1958-66	22" USA made (65240-58)
3095	All	Stainless clamp, body (65293-58)
629	All	Inlet clamps (pair)



Chrome FLT-FLHT Muffler Sets 1980-84

Mufflers fit the existing clamps and hangers.

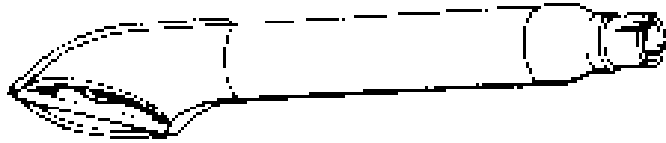
PCP	Type	Length	O.D.	Body Clamp
95749	Turnout	31"	3"	16227
95750	Fishtail	30"	2.5"	
629	End clamp			



1970-84 FLH Muffler - Chrome

OEM type construction featuring diagonal cut end with fluted side markings, replaces 65242-70B. 28" Long.

- 95704** Chrome muffler 3-1/4" body O.D.
- 3079** 3-1/4" Body clamps (pair)
- 628** 1-3/4" End Clamp (each)



1967-69 Side Draft Muffler - Chrome

Chrome plated replica of OEM 65240-67 on FLH models. For restoration or nostalgic look on later models, 3-1/4" Dia. x 28" long, 1-3/4" inlet. sold each.

- 95702** Chrome muffler



Muffler Clamp(s)

Polished muffler clamp duplicate of OEM 65293-58 for Cigar and other stock dimension mufflers, sold each.

- 3095** Stainless steel 3-1/4" (each)
- 94201** Chromed 3-1/4" (each)

Chrome Inlet and Body Clamps (for mufflers on this page).

- 3079** Body 3-1/4" (pair)
- 629** End 1-7/8" (pair)

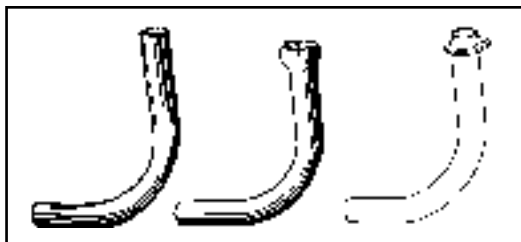


FLT Muffler Clamps

Choose body or inlet clamps for 1979-84 when installing custom mufflers, sold in pairs.

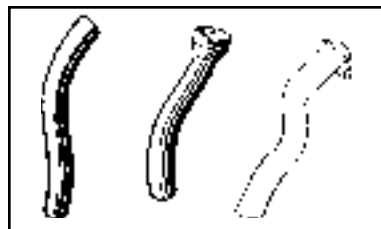
PCP	OEM	Item	Finish	Year
16227	3" I.D.	Body clamp	Chrome	1980-84

Early Exhaust Pieces



Front Cylinder Header Pipe


PCP	Application
94500	Knuckle 1936-47, chrome (65440-36)
94524	As above, black
94501	Pan 1948-65, chrome (65440-48)
94525	As above, black
94502	Shovel 1966-69 (65443-66)



Rear Cylinder Pipe

For use with single exhaust

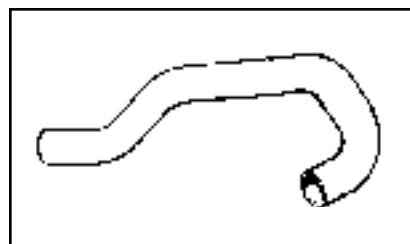
PCP	Application
94503	Knuckle 1936-47 chrome (65493-36)
94526	As above, black
94504	Pan 1948-65 chrome (65493-48)
94527	As above, raw
94505	Shovel 1966-69 chrome (65493-66)



Rear Exhaust Pipes

Chrome for Big Twin® with crossovers.


PCP	Application
94506	1958-64 Pan (65496-61)
94508	1966-69 Shovel, for most aftermarket dual exhaust only
94509	1970-84 Shovel, as above



Rear Cross-over Pipe

Chrome to fit into rear header pipe and cross over to left side

PCP	Years	OEM
94520	1948-64	65494-61
94521	1965-69	65494-65
94522	1970-84	65494-70



Stock Exhaust Connector (Flat) and Y Pipes

PCP	Application
94510	(A) 9" Flat, chrome 1936-64 (65465-36)
94516	Flat replica with rivets, chrome 1936-64 (65465-36)
94517	As above, black (65465-36)
94515	(B) Y 16" exact replica, chrome 1958-64 (65505-58)
94518	As above, black 1958-64 (65505-58)
94519	(B) Y 10-1/2", chrome 1941-57 (65505-41)
94514	As above, black 1941-57 (65505-41)
94523	(C) Combo exact replica, chrome 65-69 (65538-65)

Rear Cross-over Pipe Clamp

Bolts to rear cylinder base, sold each

PCP	Application
16237	1954-61, chrome (65510-54)
16335	1962-64, chrome (65510-61)



Front Pipe to Frame Clamps

For 1936-65. Includes 65512-37A pipe clamp and 65513-58 to frame, black finish, for secure installation.

16235	Set
16236	Frame clamps (each)



Left Side Cross Over Heat Shields

Fits Paughcho left side pipe 1948-64 and stock 1961-64 cross over.

94009






Chrome Flex Exhaust Covers (Sold Each)

For all Big Twin® 74 & 80, 1-3/4" and 1-1/2" to fit all 45 models. Slides on. Use on 1948-65 Panhead with 2 piece exhaust system.

	Model	I/D
2419	74 & 80	1-7/8", 10-1/4" to 13-1/2"

Stock 2 Into 1

Note: All systems 4 piece construction except 1965-69 model which is 3 piece incorporating the Y-flat pipe construction.



Stock Type 2 into 1 - Chrome Pipes

Single type for 1970-84 FLH type fits Shovelheads when the front pipe is inside front frame tubes.

- 95800** Kick 1970-84 FL-FLH
- 95806** K & E 1970-84 FLH with heat shields
- 95801** Electric only, 1970-84 FL-FLH
- 95804** 1980-84 FLT

Early Style Two into One Exhaust 1936-69

Once hard to find two into one exhaust pipe system designed to replace stock style systems. Will fit rigid or swing arm frames. Made from 1-3/4" tubing chrome plated, order clamps separately.

PCP	Years	Finish	Model
95831	1936-47	Chrome	FL-EL
95832	1941-47	Chrome	Knuckle
95833	1941-47	Black	Knuckle
95834*	1936-47	Black	Knuckle
95836*	1948-57	Chrome	Pan
95837*	1958-64	Chrome	Pan
95838	1958-64	Black	Pan
95839	1965 only	Chrome	Pan FL-74 3 pc
95840	1966-69	Chrome	Shovel FL-FLH 3 pc

94049 Rear heat shield for #95840

NOTE* Y-pipe features correct saddle and flat pipe includes riveted bracket. 1 3/4" O.D.

Exhaust Clamp Set

For 2:1 exhaust. Order exhaust and header clamps separately.

Chr.	Black	Fit
19212	19004	1941-47 Knuckle, 1948-57 Panhead
19213*	19214**	1958-65 Panhead/ Shovelhead

*2 chrome and 2 SS clamps

**2 chrome and 2 black clamps

FL, EL Exh/Clamps 1936-69

Clamps front lower exhaust pipe to frame.


19219 Chrome



Chrome 3 Piece Heat Shield

For use on 1970-84 2:1 exhaust.

45561

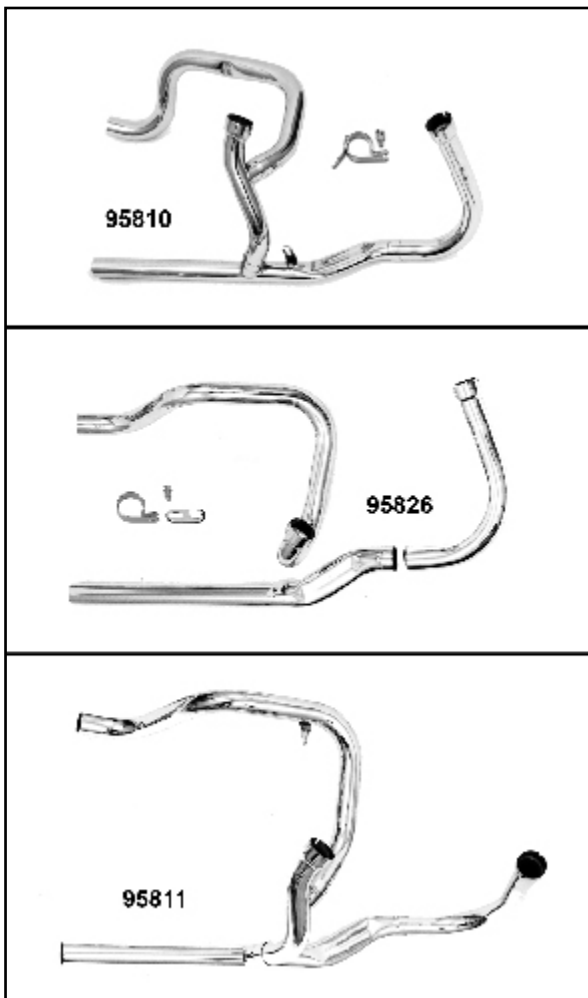


Exhaust Repair Ports

Aluminum castings to be welded on broken or damaged heads. Use PCP# 16506 steel pipe flanges to repair Shovel pipe flanges. Sold in pairs.

PCP	Years	Models
16505	1948-65	Panhead
16509	1966-84	Shovel
16506	1966-83	Shovel

True Dual Exhaust



Panhead 'S' Pipe Crossover Systems 1948-65

Paughco 1-3/4" single and dual crossovers for rigid and swingarm frame panheads. Four different systems that feature front "squish" pipes. Complete your exhaust system by combining these headpipes with tailpipe extensions or universal mufflers. Heat shields are recommended.

Crossovers for Swingarm Frames Only

Designed for models with electric start.

PCP Application

- 95826** 3 Piece single crossover with mounting bracket
- 95811** 4 Piece crossover duals that can be used with a kicker

Crossovers for Rigid and Swingarm Frames



These systems are for use on **kickstart models only**, but they will also work with a mousetrap.

- 95810** 4 Piece crossover duals with mounting bracket
- 95825** 3 Piece single crossover with mounting bracket

Heat Shields

PCP Fitment

- 94033** Crossover on #95811
- 94046** Rear pipe on #95826
- 94031** Crossover on #95809
- 94047** Rear pipe on #95825
- 94048** Snail shield for the right side rear cylinder on #95825 and #95826
- 94049** Rear pipes when fitted with hydraulic brakes on #95809 and #95811
- 94050** Rear pipes when fitted with mechanical brakes on #95809 and #95811



True Dual Chrome Exhaust Systems

These systems feature a single pipe for each side. Each pipe is independent, rear pipe for the left and front pipe for the right without intersection. Panhead styles fit with or without mousetrap. 1-3/4" O.D. Order 2 piece heat shield set separately.

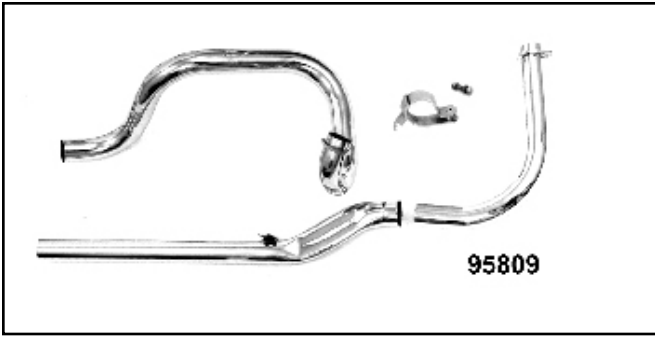
PCP	Application	Heat Shield
95825	1948-64 Panhead	-
95826	1965 Panhead	-
95828	1966-69 Shovelhead Above for Kick or electric	94041
95827	1970-84 Shovelhead FLH	94042
95829	1980-84 Shovelhead FLT	94043



Run Roder Exhaust Systems

- 95916** 1970-84 Cross-over header
- 95917** 1970-84 2 into 1

Paughco



Panhead 'S' Pipe Crossover Systems 1966-69

Paughco 1-3/4" single and dual crossovers for rigid and swingarm frame Shovelheads. Three different systems that feature front "squish" pipes. Complete your exhaust system by combining these headpipes with tailpipe extensions or universal mufflers. Heat shields are recommended.

Crossovers for Swingarm Frames Only

Designed for models with kick or electric start.

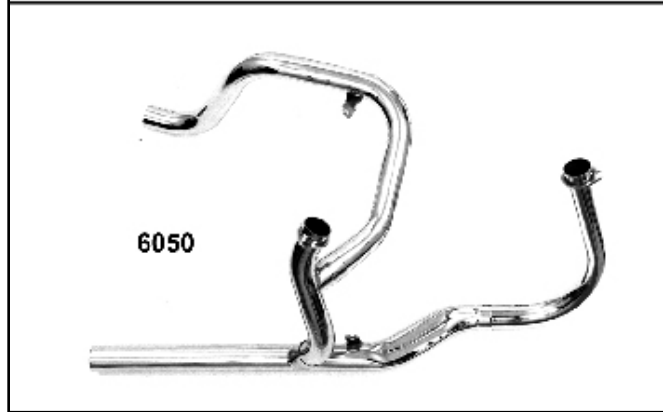
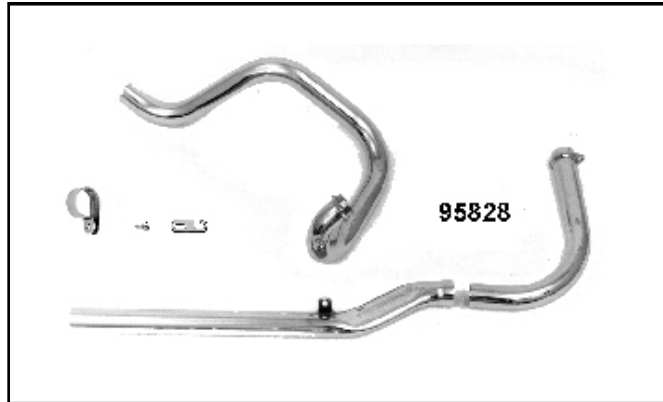
PCP Application

- 95828** 3 Piece single crossover with mounting bracket
6050 4 Piece crossover duals

Crossovers for Rigid and Swingarm Frames

These systems are for use on **kickstart models only**.


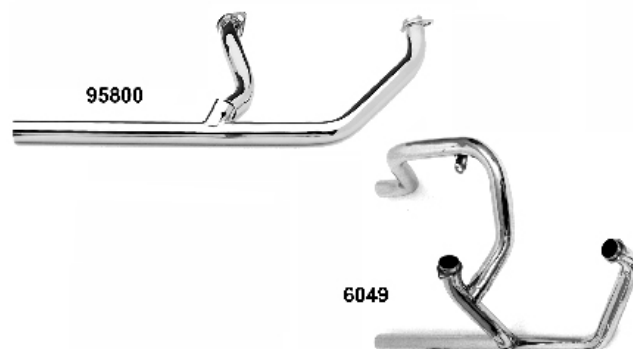
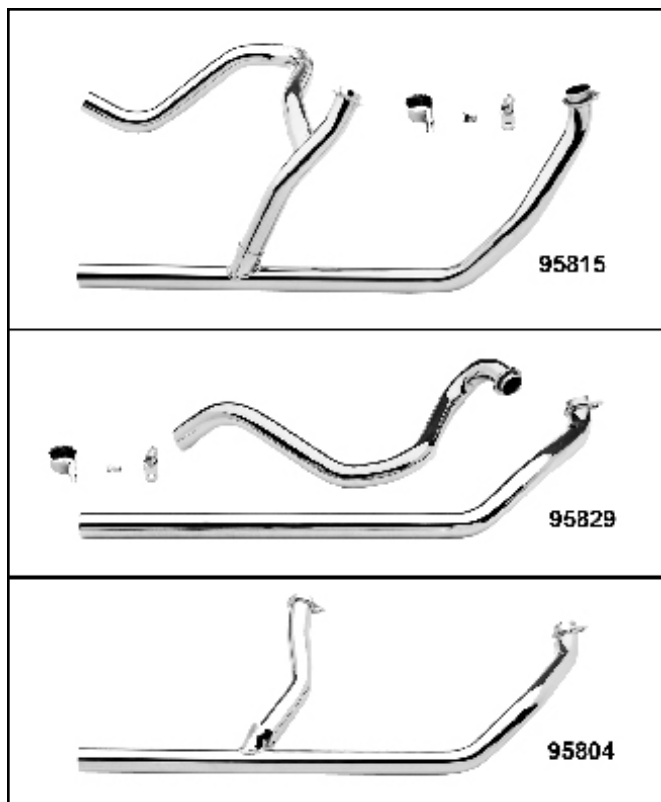
- 95809** 3 Piece single crossover with mounting bracket



Heat Shields

PCP Fitment

- 94047** Rear pipe on #95809
94046 Rear pipe on #95828 and crossover on #6050
94049 Rear pipe on #6050 when fitted w/hydraulic brakes
94033 Crossover on #6050
94034 2 Piece exhaust covers for #6050
94050 Snail heat shield for right side rear cylinder on #95809 and #95828



Paughco Crossover Systems 1980-83 Touring

1-3/4" Single and dual crossover headpipe sets for 1980-83 Shovelhead 5 speed FLT and FLHT models. Complete your exhaust system by combining these headpipes with tailpipe extensions or universal mufflers. Heat shields are recommended.

Single and Dual Crossover Headpipe Set

PCP Application

- 95829** 2 Piece single crossover with mounting bracket
95815 3 Piece crossover duals with mounting bracket

2-Into-1 Headpipes

- 95804** Headpipes only

Heat Shields

PCP Fitment

- 94028** Front shield on #95829, #95815 and #95804
94029 Low front shield on #95815 and #95804
94056 Rear pipe on #95829 and crossover on #95815
94058 Rear pipe on #95815
94023 Rear pipe on #95804



Paughco Crossover Systems FL 1970-84

1-3/4" Independent and crossover pipes for 1970-84 Shovelhead FL models with swingarm frames. Two different crossover systems and a set of 2-into-1 head pipes for 1970-84 Shovelhead engines in 4 speed swingarm frames with kick or electric start. Complete your exhaust system by combining these headpipes with tailpipe extensions or universal mufflers. Heat shields are recommended.

Single and Dual Crossover Headpipe Set

PCP Application

- 95827** 2 Piece single crossover with mounting bracket
6049 3 Piece crossover duals

2-Into-1 Headpipe Set

Accepts the stock kickarm and clears the floorboards and HD factory highway bars.



- 95800** Headpipe set only

Heat Shields

PCP Fitment

- 94017** Front heat shield for #95827, #6049 and #95800
94018 Low front heat shield for #6049 and #95800
94049 Rear pipe on #6049 and #95800
94050 Snail heat shield for right side rear cylinder on #95827
94033 Crossover on #6049
94059 Snail heat shield for left side crossover on #6049


Dual Exhaust to 1984



Chrome Dual Pipe Cross Over Systems

Do not include mufflers, clamps or shields.

- 95809** Panhead 1949-57 rigid mechanical w/mousetrap
- 94031** Shield for above
- 95810** Panhead 1958-64 w/mousetrap
- 94032** Shield for above
- 95811** Panhead 1965 only w/mousetrap K&E (4 pc)
- 94033** Shield for above
- 6050** Shovelhead 1966-69, 4 piece K&E
- 94041** Shield for above
- 95812** Shovelhead 1970-84, 2 pc electric only
- 94035** Shield for above
- 6049** Shovelhead 1970-84, 3 pc K&E
- 94036** Shield for above
- 95815** FLT 1980-83
- 94038** Shield for above



FLH Dual Exhaust Pipe Clamp Kits

Order pipe support separately for 1958-84.

- | PCP | Application |
|--------------|---------------------------------|
| 16331 | 1958-65 |
| 16332 | 1966-69 |
| 16333 | 1970-84 |
| 3759 | 1958-84 Right side support tube |
| 3762 | 1958-84 Left side support tube |




Rear Cross-over Pipe Clamp

Chrome, bolts to rear cylinder base. Each

- | PCP | Application |
|--------------|----------------------------|
| 16237 | 1954-61, chrome (65510-54) |
| 16335 | 1962-64, chrome (65510-61) |



Heat Shields



Chrome Universal Straight Heat Shields

Heat shields include mounting clamps and are available for 1 3/4" or 2 1/4" pipes. Sold each.

For 2-1/4" Pipes

- 45206 4" heat shield
- 45209 10" heat shield

For 1-3/4" Pipes


- 94012 10" heat shield
- 94013 12" heat shield
- 94014 18" heat shield



Heat Shield

Fits the lower part of the front pipe on FL crossover dual or 2-into-1 exhaust systems for Softail® models.

- 94011 10" Long with notch
- 1164 7" long



1970-84 FLH Heat Shield Set

5 Piece set includes 2 for the left and three for the right side to fit dual crossover systems.

59701




Chrome Heat Shields for FLH 1970-84

Stock replacement for models listed. Worm clamps included.

PCP	OEM	App.	Item
3767	65561-70	Front	A
3764	65563-70	Rear	B
95601	65565-70A	Lower "Y"	C
94011*	as above	10"	C
94030	65703-65B	Left top	E 1965-84
3770	65707-77	Left vertical	F 1965-84

*Notch for rear pipe fits other 2:1 FL style headers



Universal Heat Shields

Fit 1 3/4"-2" Pipes. Includes clamps for installation. Each.

PCP	Length	Type
3760	9"	Perforated
1164	7"	Smooth
45153	8"	Flame
45154	11"	Flame

Heat Shields



Chrome Front Muffler Pipe Junction Shield

PCP Application
45556 1984-on XL-FX



Chrome Heat Shields

Stock replacement shields include worm clamps.

PCP Application
45563 1980-84 FXWG (65556-80)



Chrome Hot Spot Cover

These Chromed Hot Spot Covers fit FL's where the front cylinder pipe meets the rear cylinder pipes. Just push to snap on.

463 Fits FL's 1958-69
464 Fits FL's 1970-84



Chrome XL-XLS Pipe Shield

Replaces 65532-82A on XL-XLS 1983-85 models.
45559



Early Heat Shield - Chrome

Chrome, replica "Spoon" as OEM 65700-38.

94002 5-1/2" Type
94003 9" Type



Sportster Exhaust Pipe Heat Shields

Chrome covers for 1957-on stock or drag pipes.

3769 65728-66 Front 1958-84
3771 65702-68B Rear 1958-84
3766 65698-66 Rear early small type 1957-84



Muffler/Drag Pipe Heat Shields

Designed to fit with either drag or muffler type pipes. Covers do not have cut out for cross-over tube. Sold in sets.

94019 Smooth FXE Shovelhead



Chrome Heat Shields

3171 Front FLT 1981-91